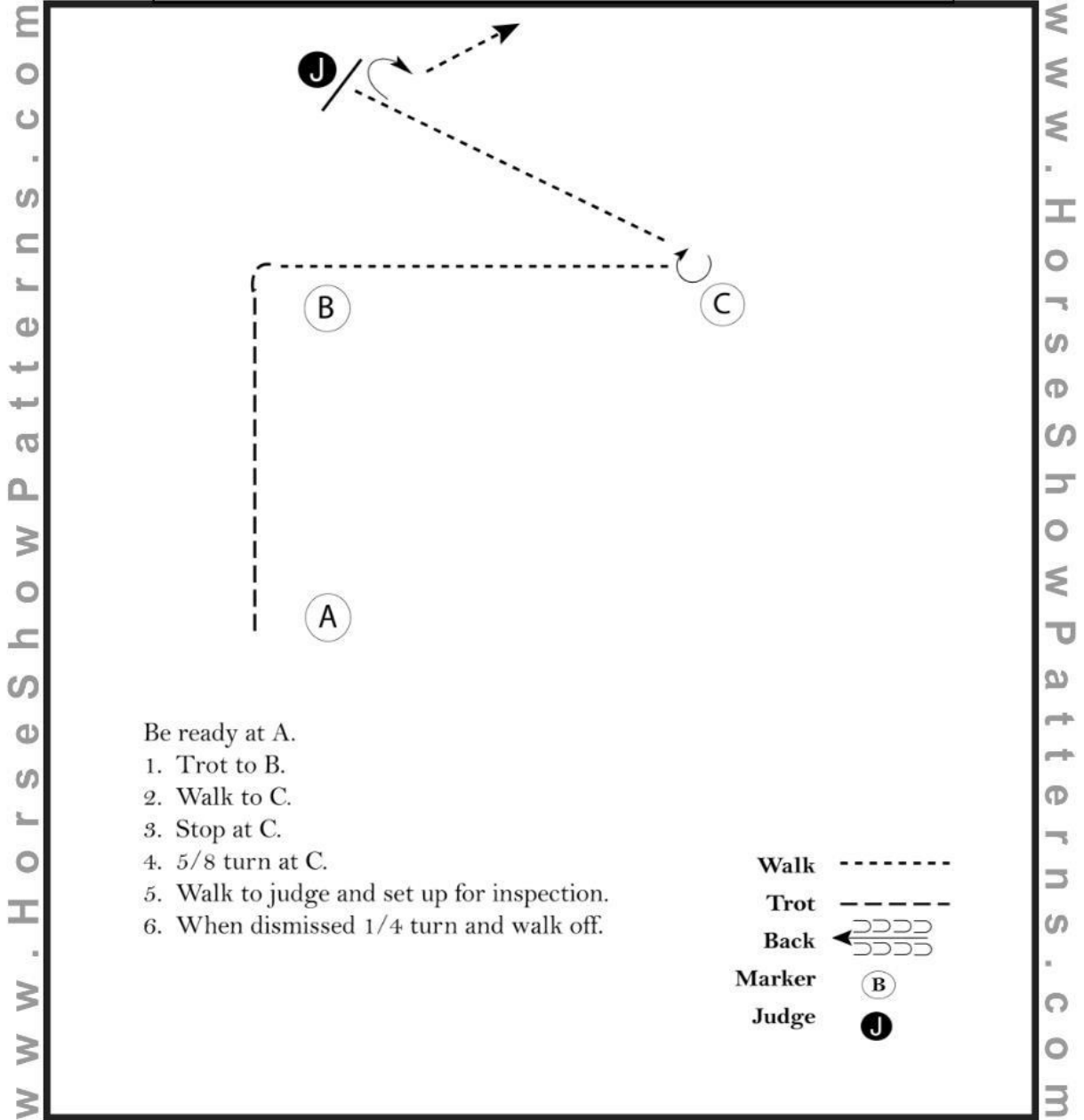


All Amature W/T and Leadline Exhibitors WALK ONLY

2024 OPtHA Spooktacular  
All Walk Trot English Showmanship  
Classes 100-107, & 115



- Be ready at A.
1. Trot to B.
  2. Walk to C.
  3. Stop at C.
  4. 5/8 turn at C.
  5. Walk to judge and set up for inspection.
  6. When dismissed 1/4 turn and walk off.

Walk -----  
Trot - . - . - .  
Back ← ~ ~ ~  
Marker (B)  
Judge (J)

[S/WT-20]

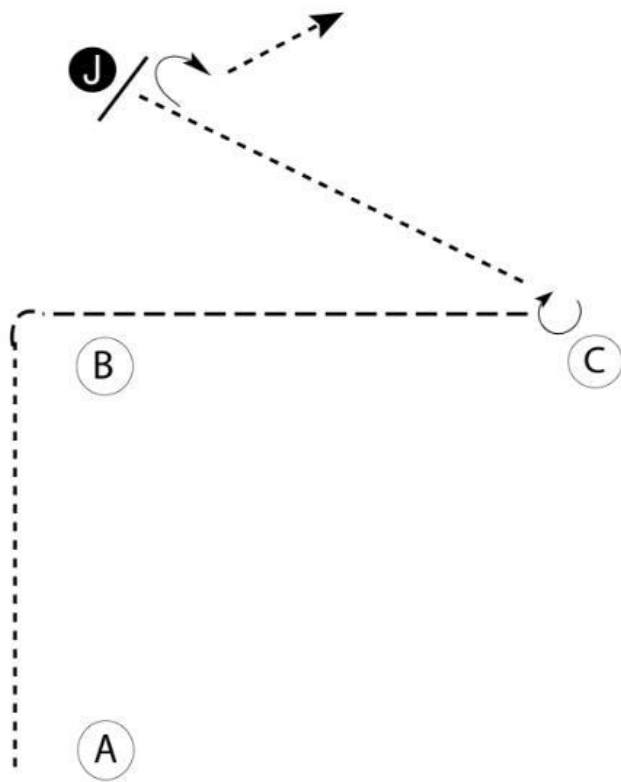
Pattern Provided by:

*The Judges*

# 2024 OPtHA Spooktacular Youth & Mini/Pony English Showmanship Classes 108-111

www.HorseShowPatterns.com

www.HorseShowPatterns.com



- Be ready at A.
1. Walk to B.
  2. Trot to C.
  3. Stop at C.
  4. 5/8 turn at C.
  5. Walk to judge and set up for inspection.
  6. When dismissed 1/4 turn and walk off.

Walk	-----
Trot	- - - - -
Back	←
Marker	Ⓚ
Judge	ⓐ

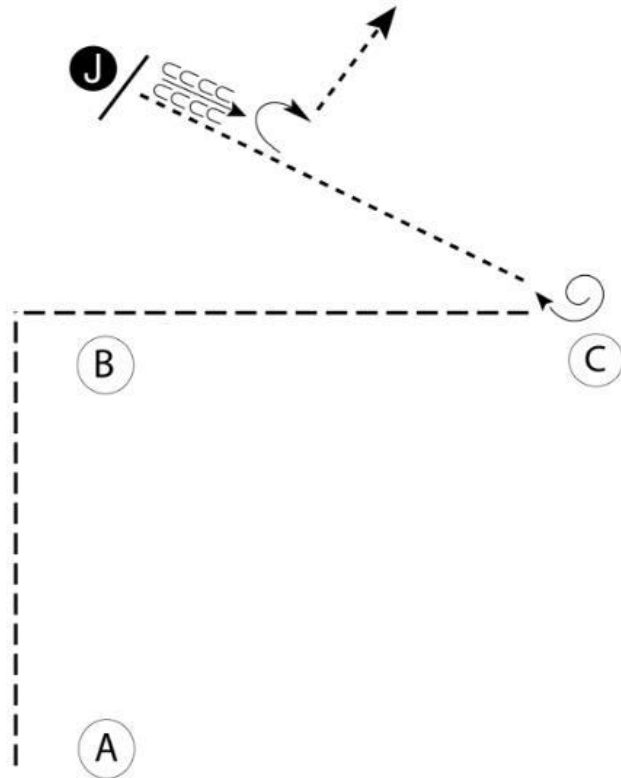
[S/1-20]

**Pattern Provided by:**  
*The Judges*

# 2024 OPtHA Spooktacular Amateur English Showmanship Classes 112-114

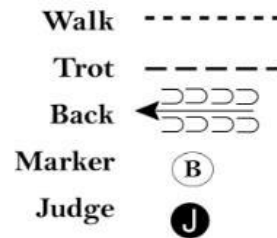
www.HorseShowPatterns.com

www.HorseShowPatterns.com



Be ready at A.

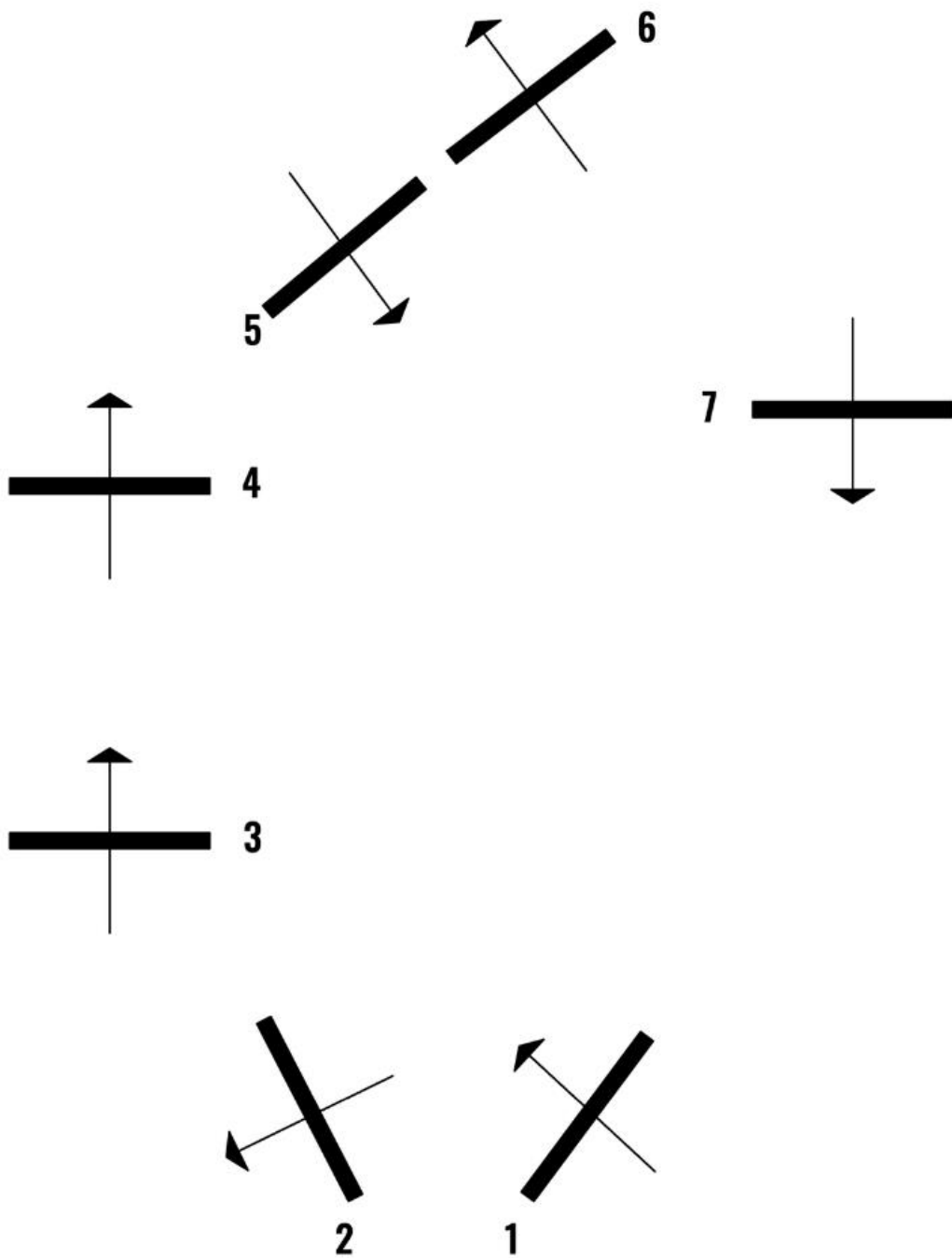
1. Trot to B.
2. Trot the corner at B and continue to trot to C.
3. Stop at C.
4.  $1 \frac{5}{8}$  turn at C.
5. Walk to judge and set up for inspection.
6. When dismissed, back one horse length.
7.  $\frac{1}{4}$  turn and walk off.



[S/2-20]

## Pattern Provided *The Judges*

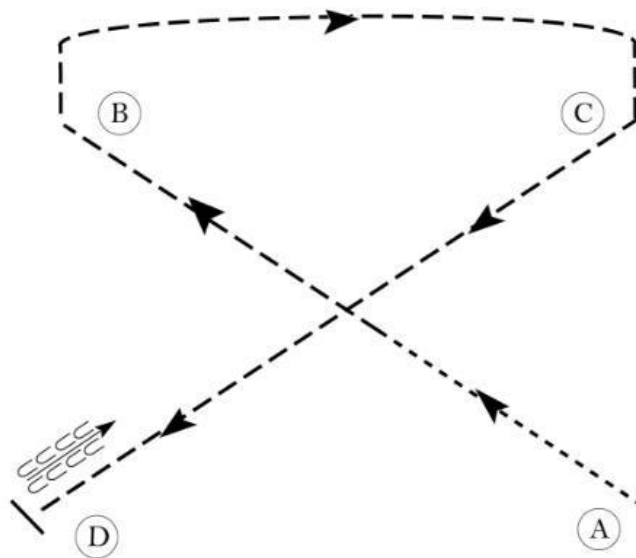
2024 OPtHA Spring Spectacular  
Jumping In-Hand  
Classes 116- 127



# 2024 OPtHA Spooktacular All Walk Trot English Equitation Classes 158-165

www.HorseShowPatterns.com

www.HorseShowPatterns.com



Be ready at A.

1. Walk 1/2 way to B.
2. Posting trot on the left diagonal to B.
3. Sitting trot to C.
4. Posting trot on the right diagonal to D.
5. Halt at D and back approximately one horse length.

Exit at a sitting trot.

Walk	-----
Trot	- - - - -
Extended Trot	— — — — —
Canter	—————
Leg Yield	
Lead Change	— / —
Back	← 3333 ← 5555
Marker	ⓑ
Sidepass	← — — — ←
Hand Gallop	— — — — —

[HSE/WT-24]

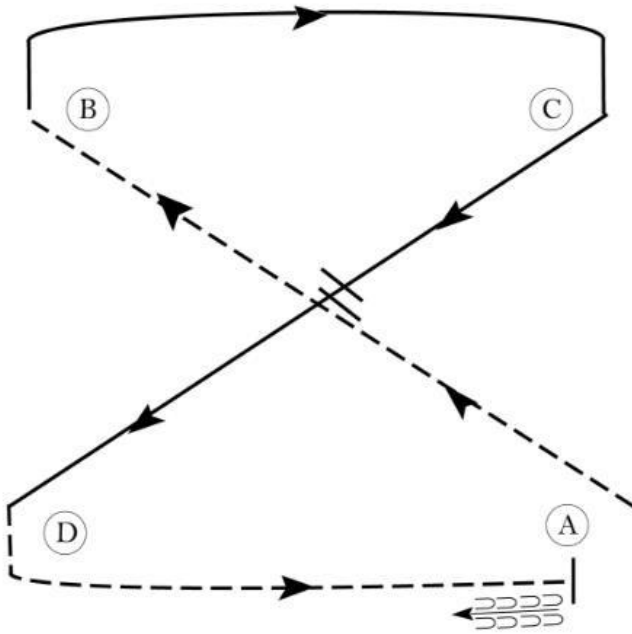
**Pattern Provided by:**

*The Judges*

2024 OPtHA Spooktacular  
Youth English Equitation  
Classes 166-168

www.HorseShowPatterns.com

www.HorseShowPatterns.com



Be ready at A.

1. Posting trot on the left diagonal to B.
2. Canter on the right lead to and around C and 1/2 way to D.
3. Change leads and canter to D.
4. Posting trot on the right diagonal to A.
5. Halt at A and back approximately one horse length.

Exit at a sitting trot.

Walk	-----
Trot	- - - - -
Extended Trot	— — — — —
Canter	—————
Leg Yield	
Lead Change	— / —
Back	← ← ← ← ←
Marker	Ⓚ
Sidepass	← — — — — ←
Hand Gallop	— — — — —

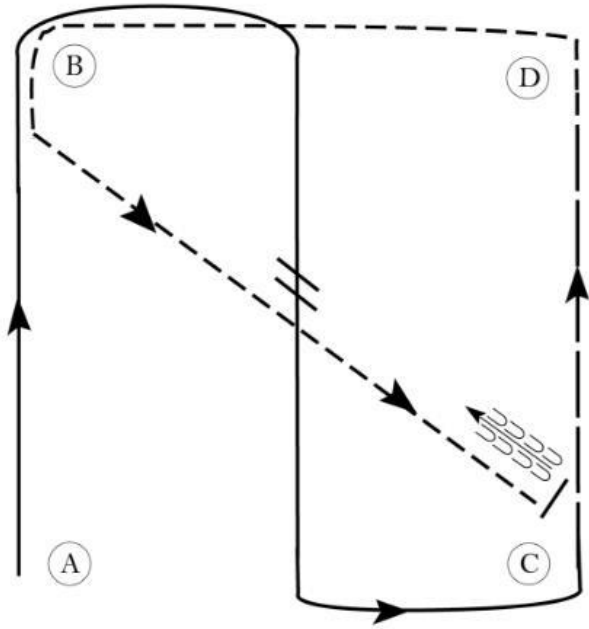
[HSE/2-24]

**Pattern Provided by:**  
*The Judges*

2024 OPtHA Spooktacular  
Amateur English Equitation  
Classes 169-171

www.HorseShowPatterns.com

www.HorseShowPatterns.com



Be ready at A.

1. Canter on the right lead to and around B.
2. Halfway between B and C, change leads.
3. Canter on left lead to and around C.
4. Hand gallop from C to D.
5. At D, perform a posting trot on the right diagonal.
6. At B, two point at the trot until halfway to C.
7. Sitting trot to C.
8. Stop and back one horse length at C.

Walk	-----
Trot	- - - - -
Extended Trot	— — — — —
Canter	—————
Leg Yield	
Lead Change	— / —
Back	← ← ← ← ←
Marker	⊙ B
Sidepass	← ← ← ← ←
Hand Gallop	— — — — —

[HSE/3-25]

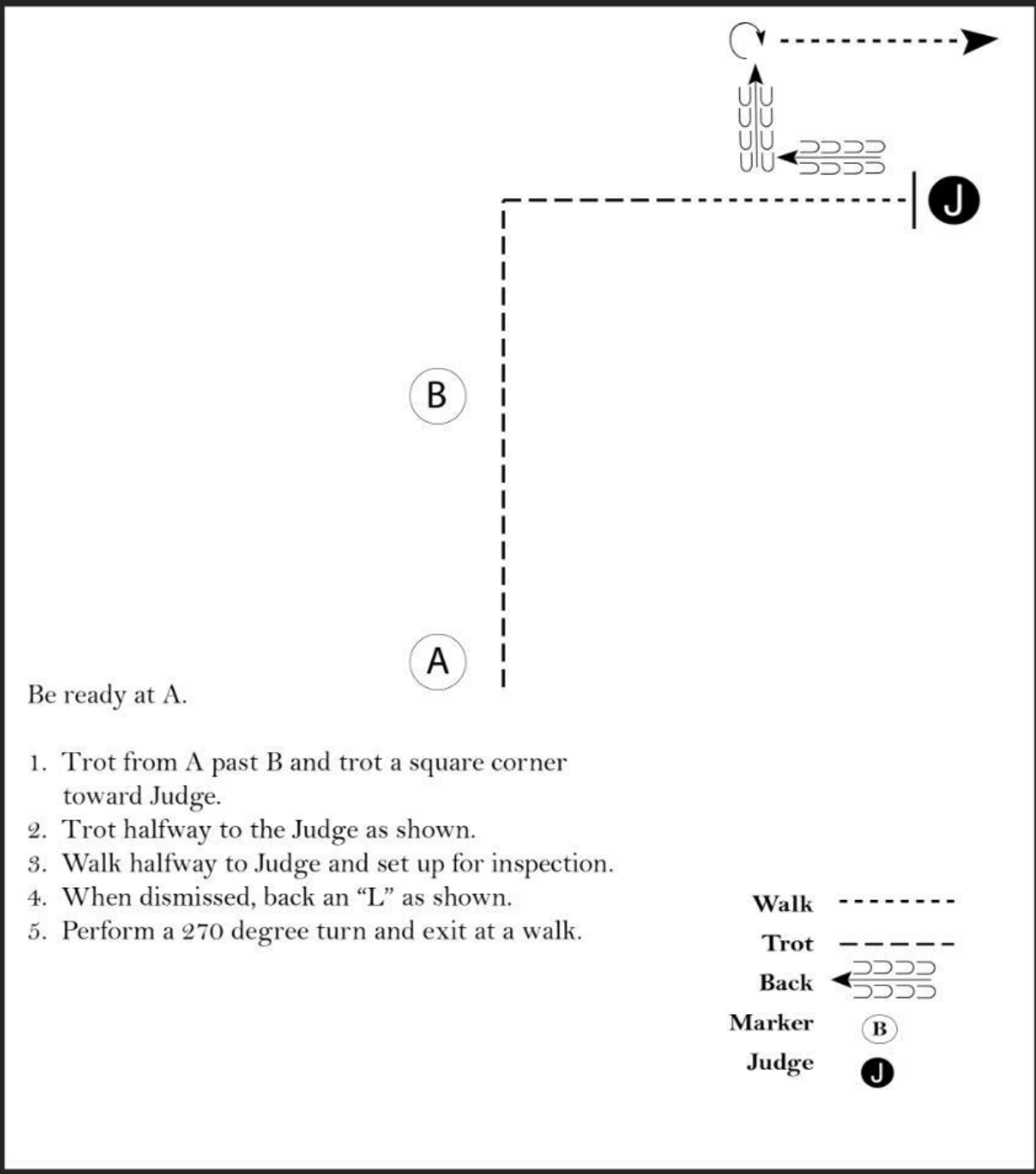
**Pattern Provided by:**  
*The Judges*

All Amateur W/T and Leadline Exhibitors WALK ONLY

2024 OPtHA Spooktacular  
All Walk Trot Western Showmanship  
Classes 211-218, & 226

www.HorseShowPatterns.com

www.HorseShowPatterns.com



Be ready at A.

1. Trot from A past B and trot a square corner toward Judge.
2. Trot halfway to the Judge as shown.
3. Walk halfway to Judge and set up for inspection.
4. When dismissed, back an "L" as shown.
5. Perform a 270 degree turn and exit at a walk.

- Walk -----
- Trot - . - . - .
- Back ← — — — — —
- Marker (B)
- Judge (J)

[S/1-106]

Pattern Provided by:

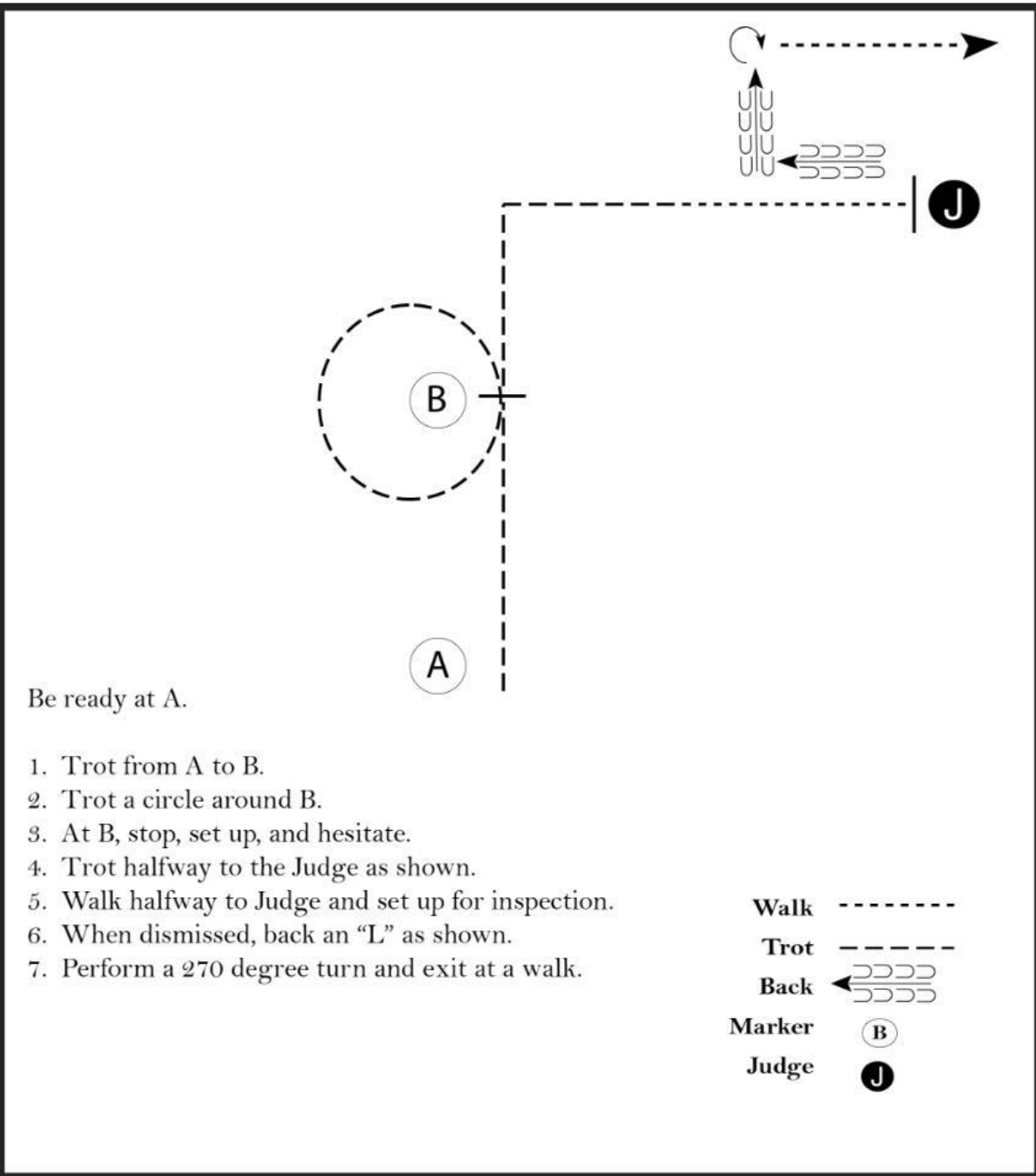
*The Judges*



# 2024 OPtHA Spooktacular Youth & Mini/ Pony Western Showmanship Classes 219-222

www.HorseShowPatterns.com

www.HorseShowPatterns.com



Be ready at A.

1. Trot from A to B.
2. Trot a circle around B.
3. At B, stop, set up, and hesitate.
4. Trot halfway to the Judge as shown.
5. Walk halfway to Judge and set up for inspection.
6. When dismissed, back an "L" as shown.
7. Perform a 270 degree turn and exit at a walk.

**Walk**    - - - - -  
**Trot**    - - - - -  
**Back**    ← - - - - -  
**Marker**    (B)  
**Judge**    (J)

[S/2-106]

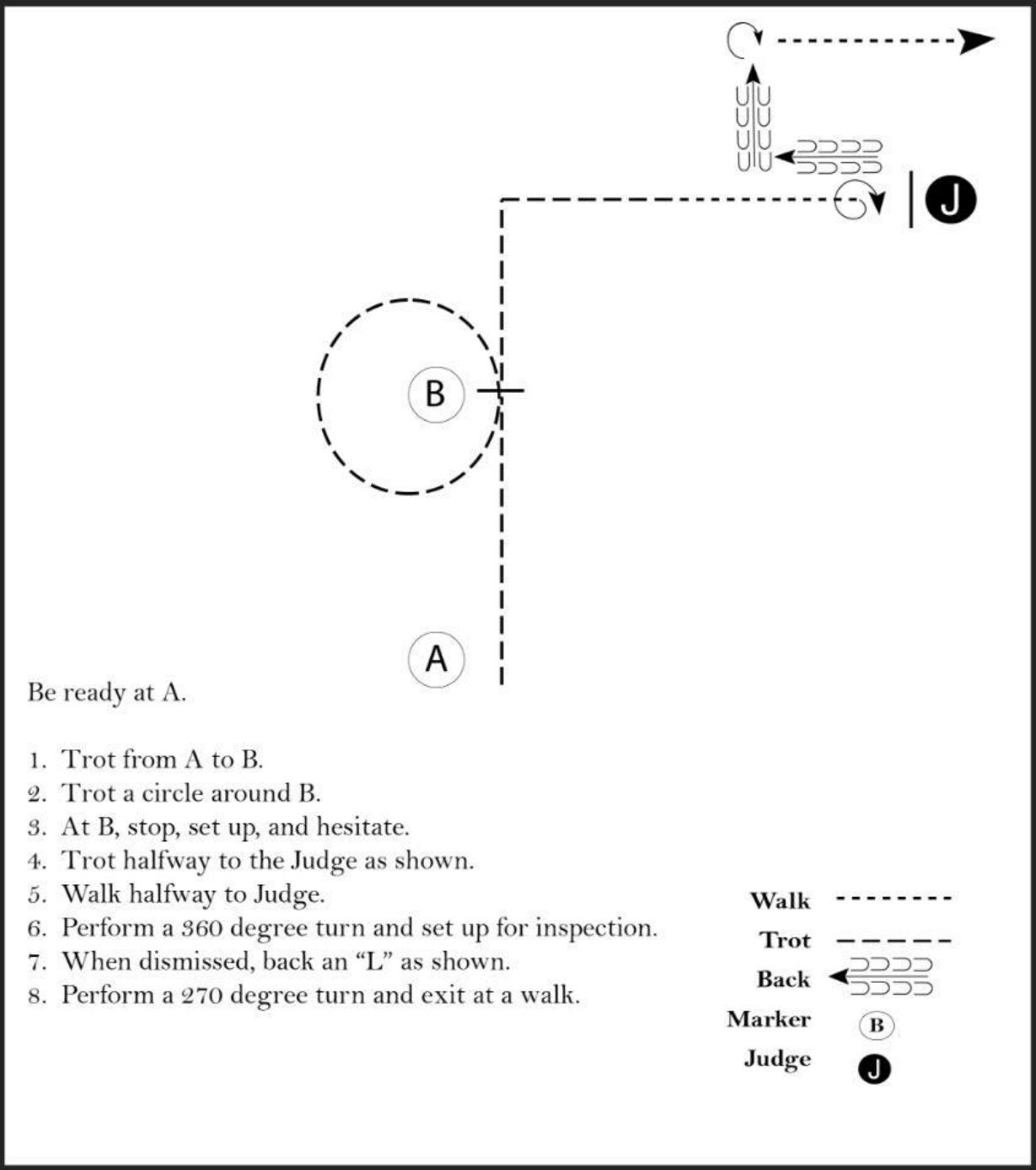
**Pattern Provided by:**

*The Judges*

# 2024 OPtHA Spooktacular Amateur Western Showmanship Classes 223-225

www.HorseShowPatterns.com

www.HorseShowPatterns.com



Be ready at A.

1. Trot from A to B.
2. Trot a circle around B.
3. At B, stop, set up, and hesitate.
4. Trot halfway to the Judge as shown.
5. Walk halfway to Judge.
6. Perform a 360 degree turn and set up for inspection.
7. When dismissed, back an "L" as shown.
8. Perform a 270 degree turn and exit at a walk.

Walk	-----
Trot	- - - - -
Back	← — — — —
Marker	⊙ B
Judge	● J

[S/3-106]

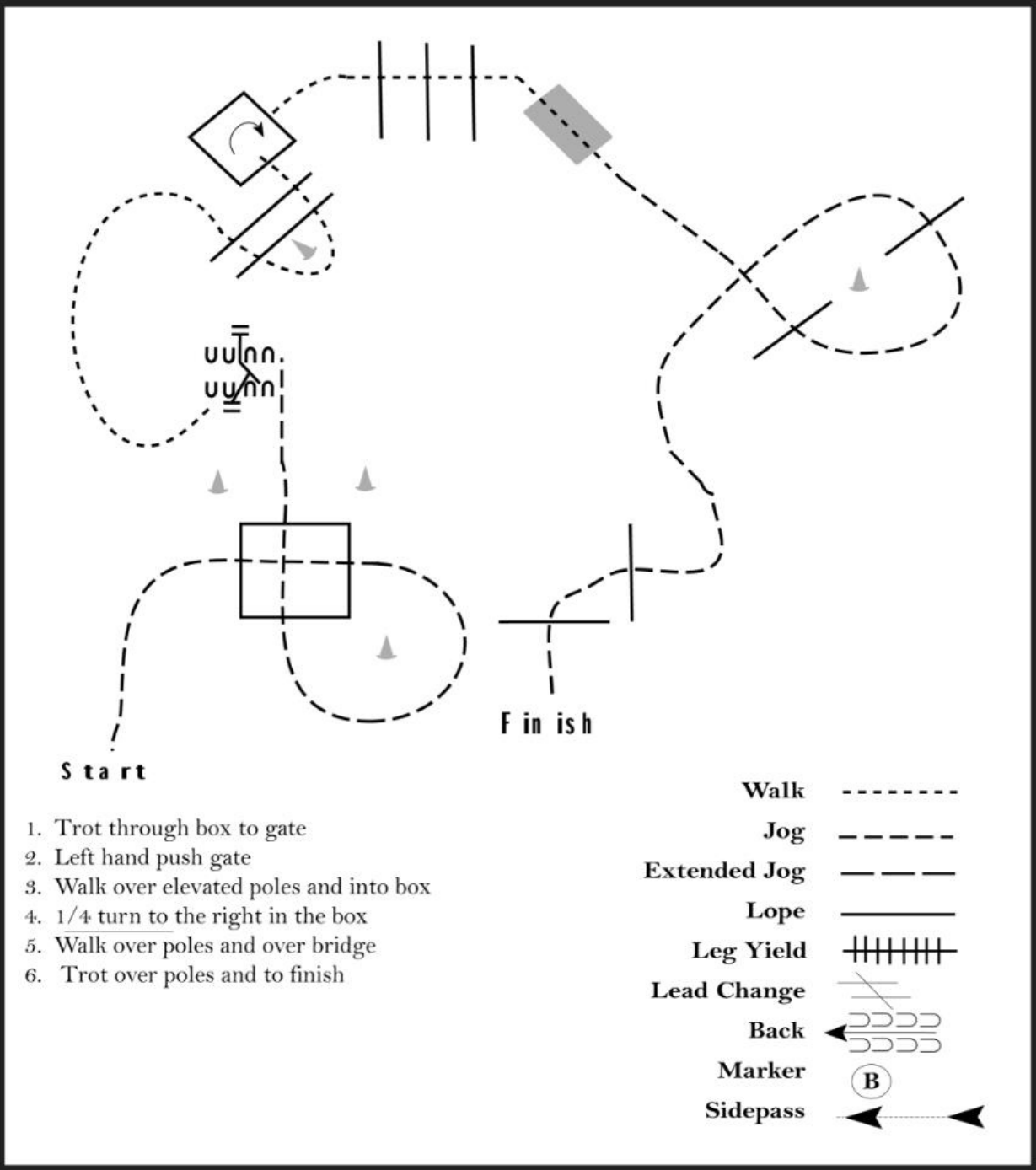
**Pattern Provided by:**  
*The Judges*

**Leadline Exhibitors WALK ONLY**

**2024 OPtHA Spooktacular  
All In-Hand Trail  
Classes 266-275**

www.HorseShowPatterns.com

www.HorseShowPatterns.com



1. Trot through box to gate
2. Left hand push gate
3. Walk over elevated poles and into box
4. 1/4 turn to the right in the box
5. Walk over poles and over bridge
6. Trot over poles and to finish

Walk	-----
Jog	- - - - -
Extended Jog	- - - - -
Lope	—————
Leg Yield	
Lead Change	//////
Back	⤵⤵⤵⤵
Marker	Ⓚ
Sidepass	⤵-----⤵

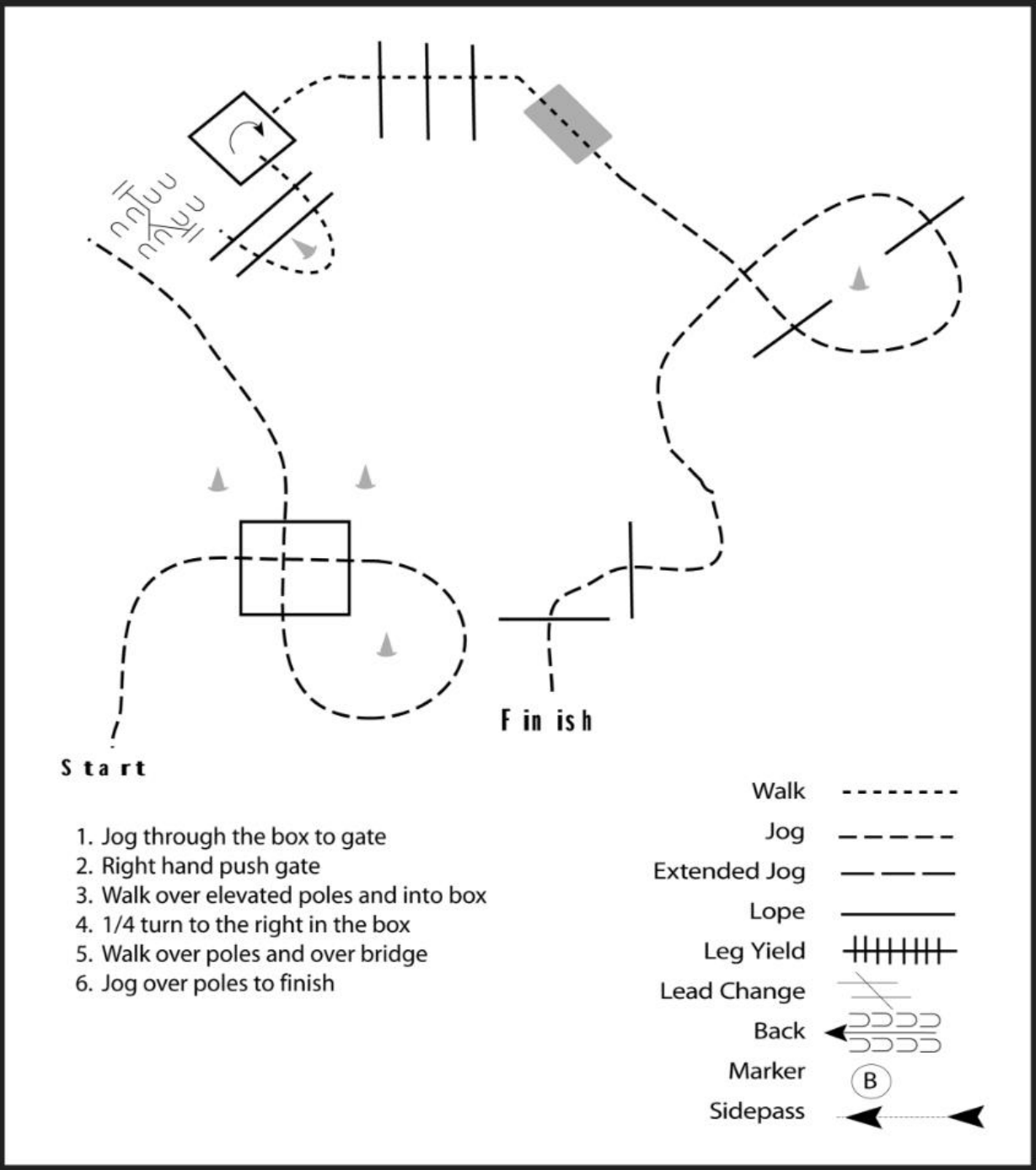
**Pattern Provided by:**

[T/1-5]

# 2024 OPtHA Spooktacular Youth & Amature Walk Trot Trail Classes 276- 284

www.HorseShowPatterns.com

www.HorseShowPatterns.com



**S t a r t**

**F i n i s h**

1. Jog through the box to gate
2. Right hand push gate
3. Walk over elevated poles and into box
4. 1/4 turn to the right in the box
5. Walk over poles and over bridge
6. Jog over poles to finish

Walk	.....
Jog	-----
Extended Jog	- - - - -
Lope	—————
Leg Yield	
Lead Change	///
Back	←←←
Marker	(B)
Sidepass	←- - - - -

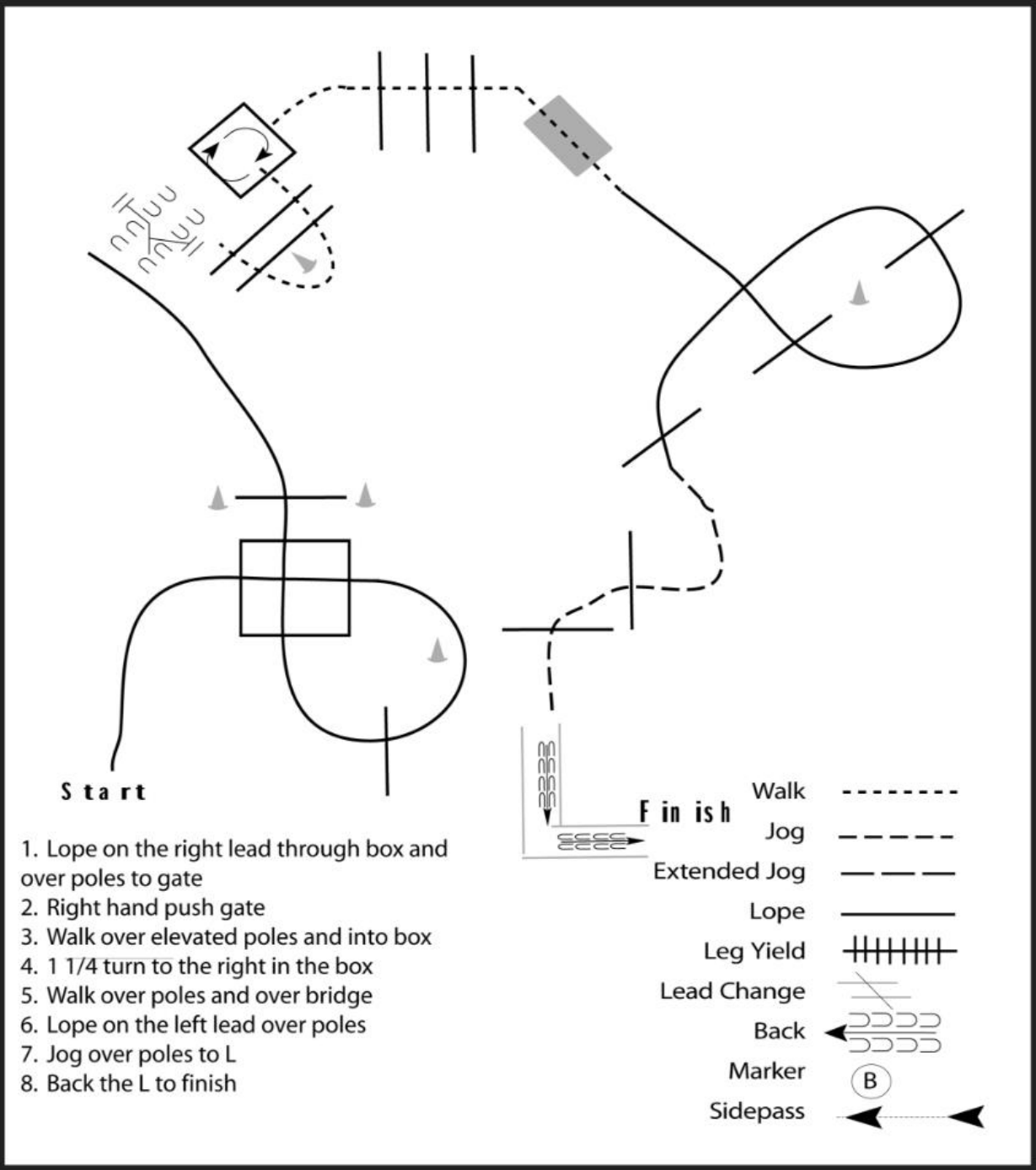
[TWT-11]

**Pattern Provided by:**

2024 OPtHA Spooktacular  
Trail (All youth & Amateur)  
Classes 285-287, 289,290,293

www.HorseShowPatterns.com

www.HorseShowPatterns.com



1. Lope on the right lead through box and over poles to gate
2. Right hand push gate
3. Walk over elevated poles and into box
4. 1 1/4 turn to the right in the box
5. Walk over poles and over bridge
6. Lope on the left lead over poles
7. Jog over poles to L
8. Back the L to finish

Walk	.....
Jog	-----
Extended Jog	-----
Lope	—————
Leg Yield	
Lead Change	///
Back	⤵⤵⤵
Marker	(B)
Sidepass	⤵⤵⤵

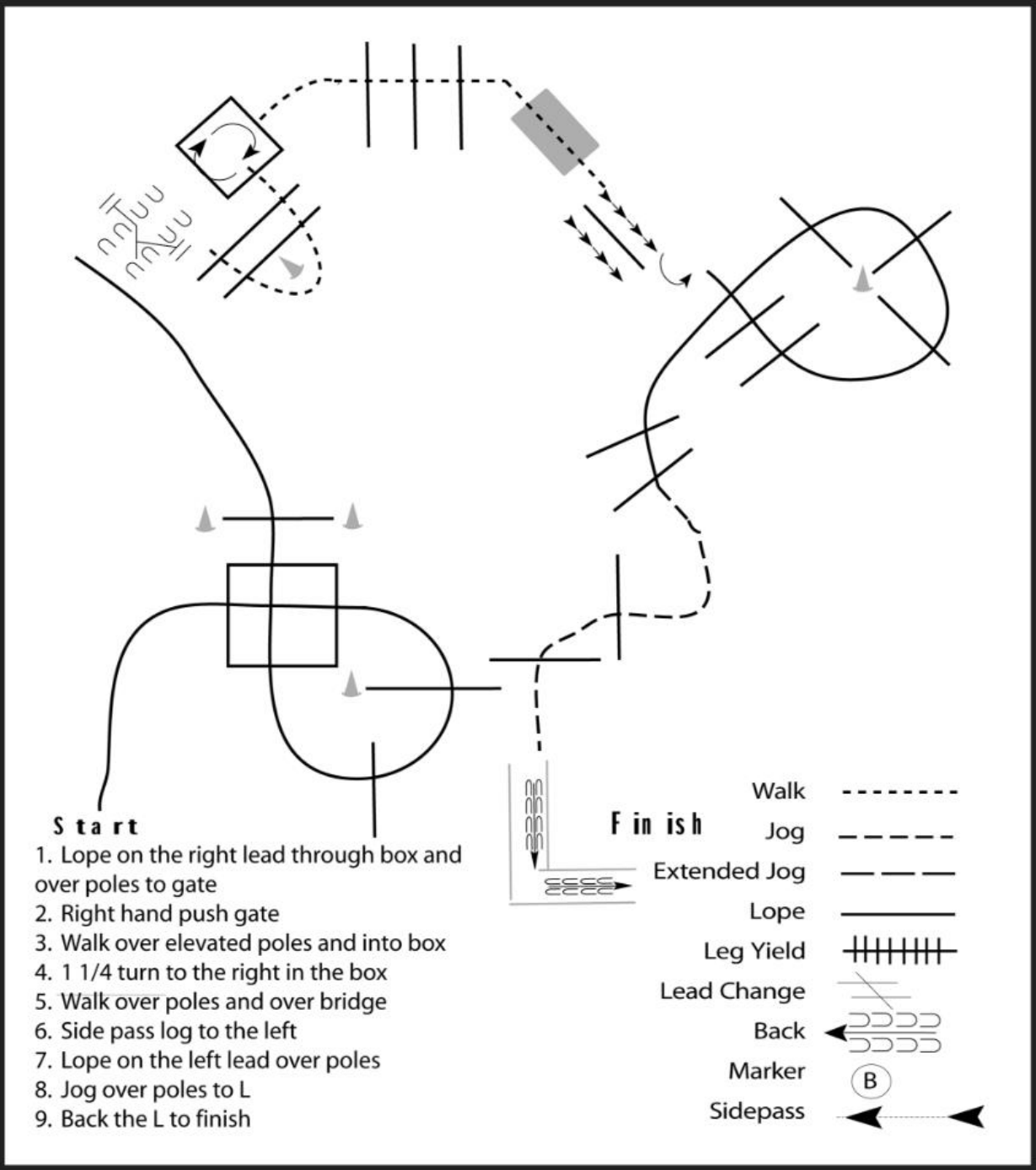
**Pattern Provided by:**

[T/2-11]

2024 OPtHA Spooktacular  
Open Trail  
Classes 288,291,292

www.HorseShowPatterns.com

www.HorseShowPatterns.com



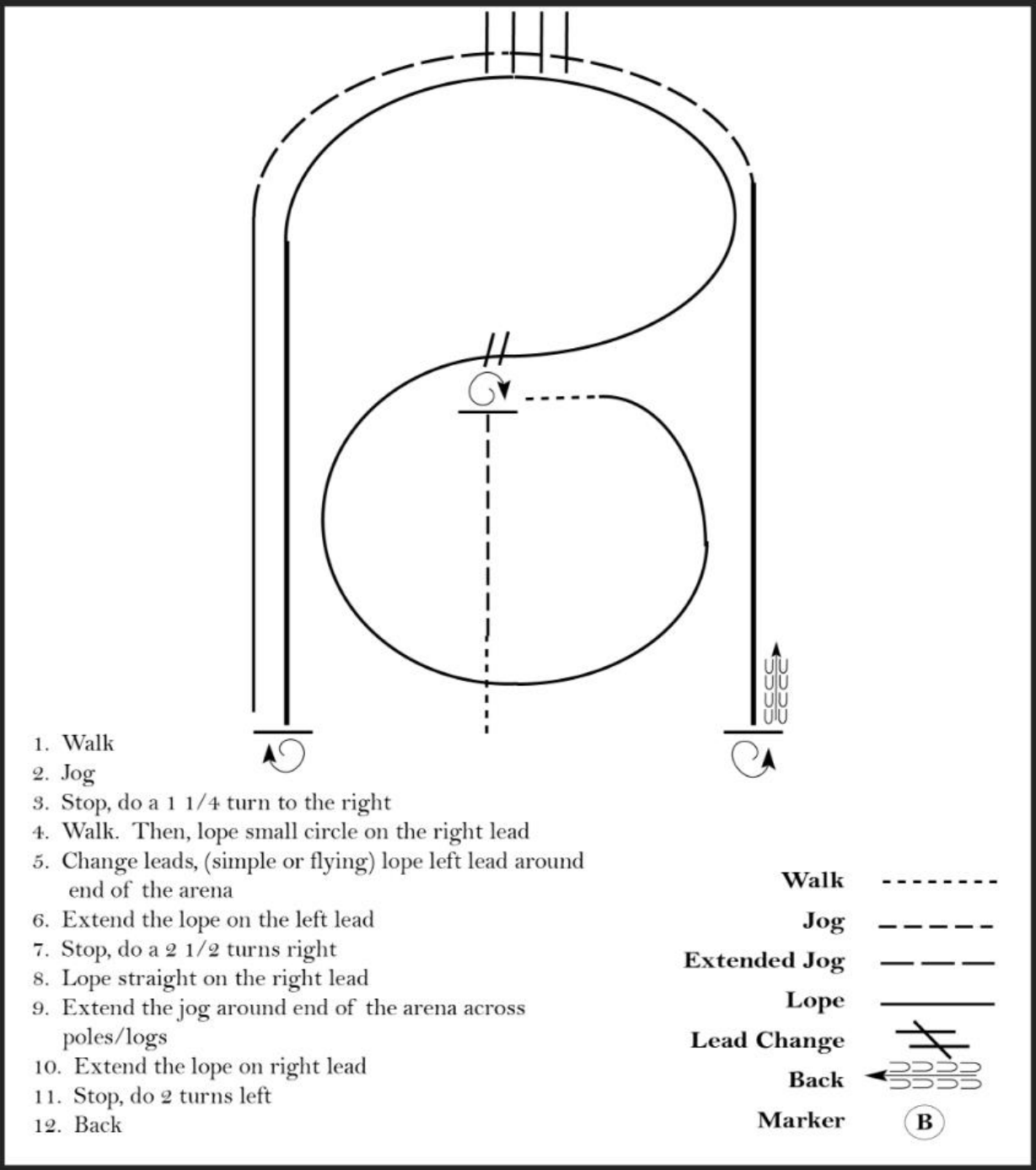
[T/3-12]

**Pattern Provided by:**

# 2024 OPtHA Spooktacular Ranch Riding Classes 297-300

www.HorseShowPatterns.com

www.HorseShowPatterns.com



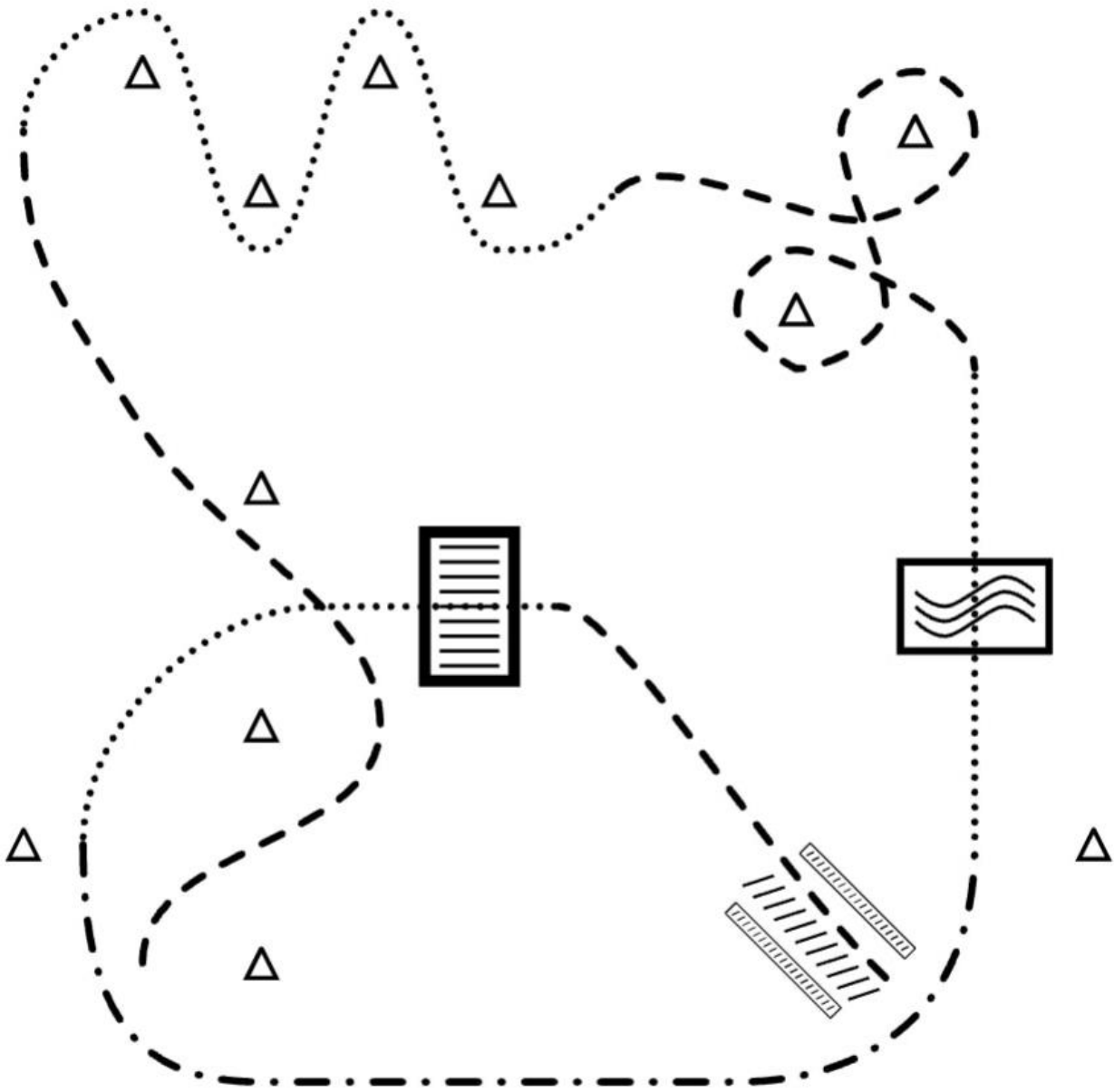
1. Walk
2. Jog
3. Stop, do a 1 1/4 turn to the right
4. Walk. Then, lope small circle on the right lead
5. Change leads, (simple or flying) lope left lead around end of the arena
6. Extend the lope on the left lead
7. Stop, do a 2 1/2 turns right
8. Lope straight on the right lead
9. Extend the jog around end of the arena across poles/logs
10. Extend the lope on right lead
11. Stop, do 2 turns left
12. Back

Walk	.....
Jog	-----
Extended Jog	-----
Lope	—————
Lead Change	⧘
Back	⤵
Marker	Ⓚ

[RR/6]

**Pattern Provided by:**

2024 OPtHA Spooktacular  
Obstacle Driving  
Classes 313-318



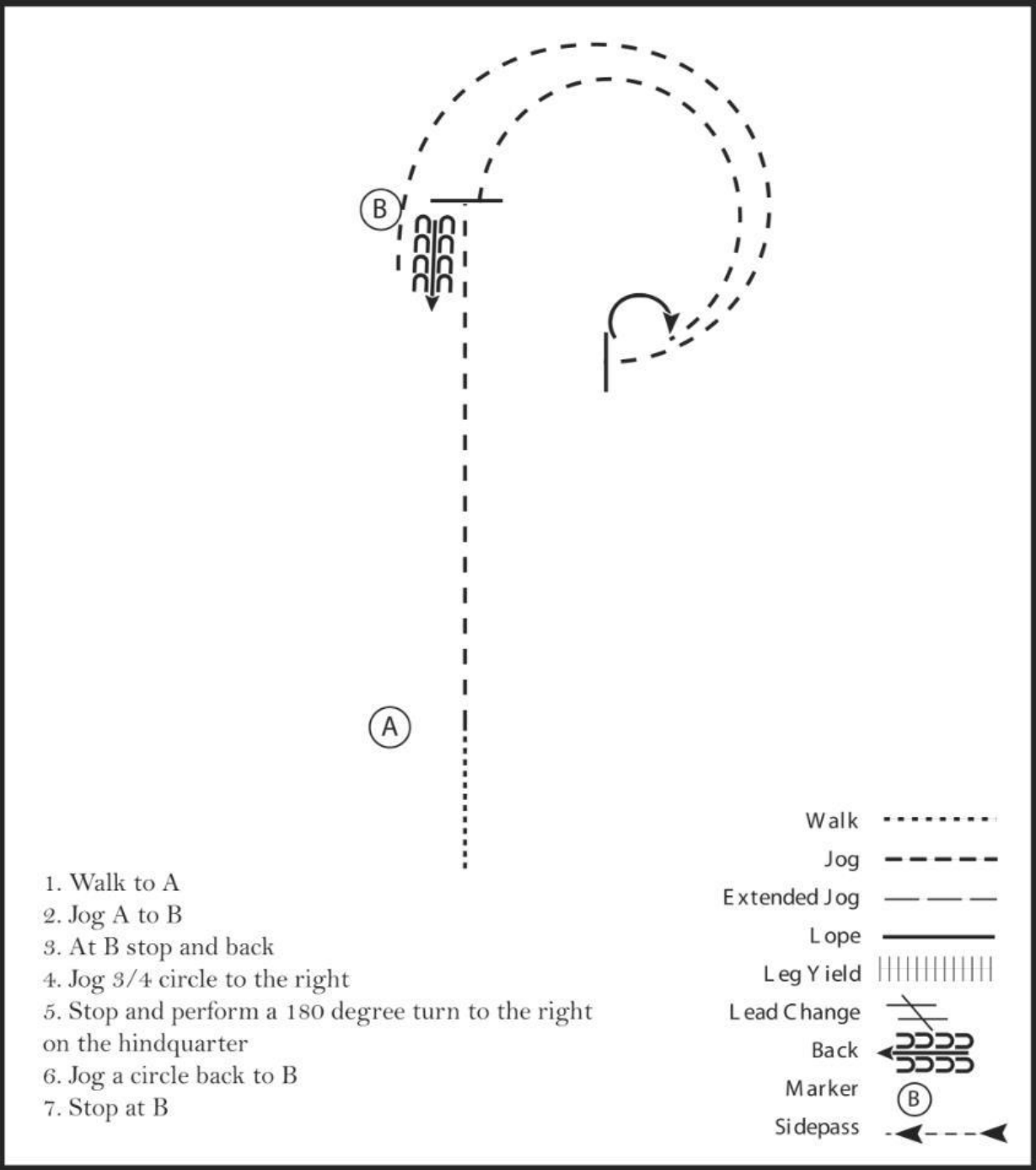
- 
1. Working trot through serpentine
  2. Walk through cones
  3. Working trot figure 8
  4. Walk over tarp.
  5. Extended trot between cones.
  6. Walk over bridge
  7. Working trot into chute
  8. Stop and back



# 2024 OPtHA Spooktacular All Walk Trot Horsemanship Classes 358-365

www.HorseShowPatterns.com

www.HorseShowPatterns.com



1. Walk to A
2. Jog A to B
3. At B stop and back
4. Jog 3/4 circle to the right
5. Stop and perform a 180 degree turn to the right on the hindquarter
6. Jog a circle back to B
7. Stop at B

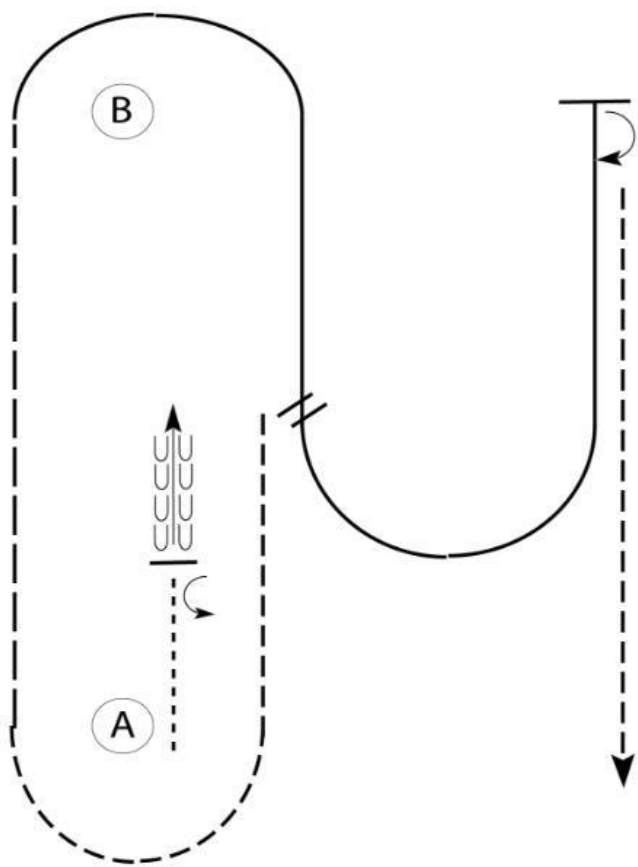
[WH/WT-12]

**Pattern Provided by:**  
*The Judges*

# 2024 OPtHA Spooktacular Youth Western Horsemanship Classes 366-368

www.HorseShowPatterns.com

www.HorseShowPatterns.com



Be ready at A.

1. Walk approximately two horse lengths forward.  
Stop and perform a 1/2 turn left.
2. Back approximately two horse lengths then jog to and around A.
3. Extend the jog to B.
4. Right lead lope around B and halfway to A.
5. Perform a simple lead change and lope a half circle until even with B.
6. Stop and perform a 180 degree turn to the right and jog to finish.

Walk	-----
Jog	- - - - -
Extended Jog	— — — —
Lope	
Lead Change	⋈
Back	← — — — —
Marker	⊙ B

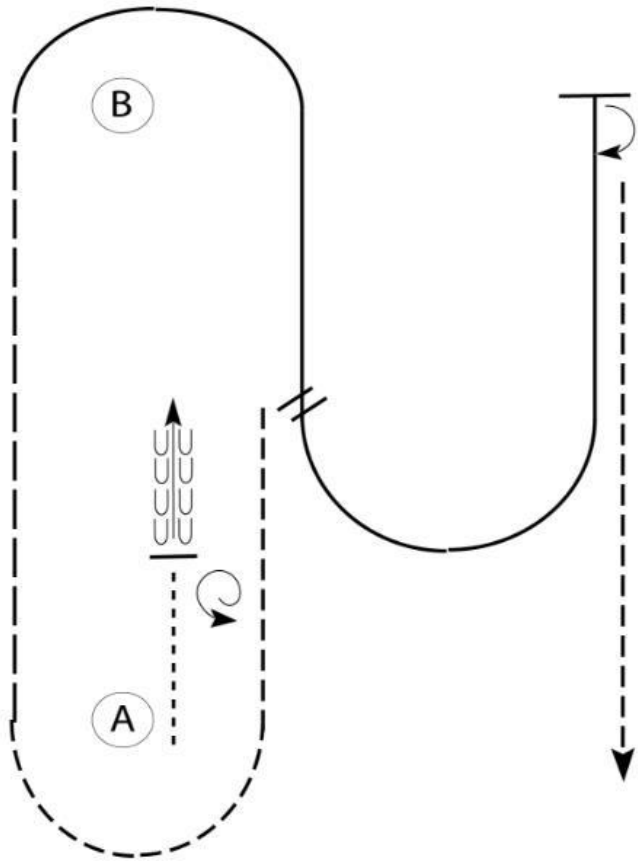
[WH/1-118]

**Pattern Provided by:**  
*The Judges*

# 2024 OPtHA Spooktacular Amateur Western Horsemanship Classes 369-371

www.HorseShowPatterns.com

www.HorseShowPatterns.com



Be ready at A.

1. Walk approximately two horse lengths forward.  
Stop and perform a 1 1/2 turn left.
2. Back approximately two horse lengths then jog to and around A.
3. Extend the jog to B.
4. Right lead lope around B and halfway to A.
5. Perform a simple lead change and lope a half circle until even with B.
6. Stop and perform a 180 degree turn to the right and jog to finish.

Walk	-----
Jog	- - - - -
Extended Jog	— — — —
Lope	
Lead Change	⚡
Back	← ← ← ← ←
Marker	Ⓚ

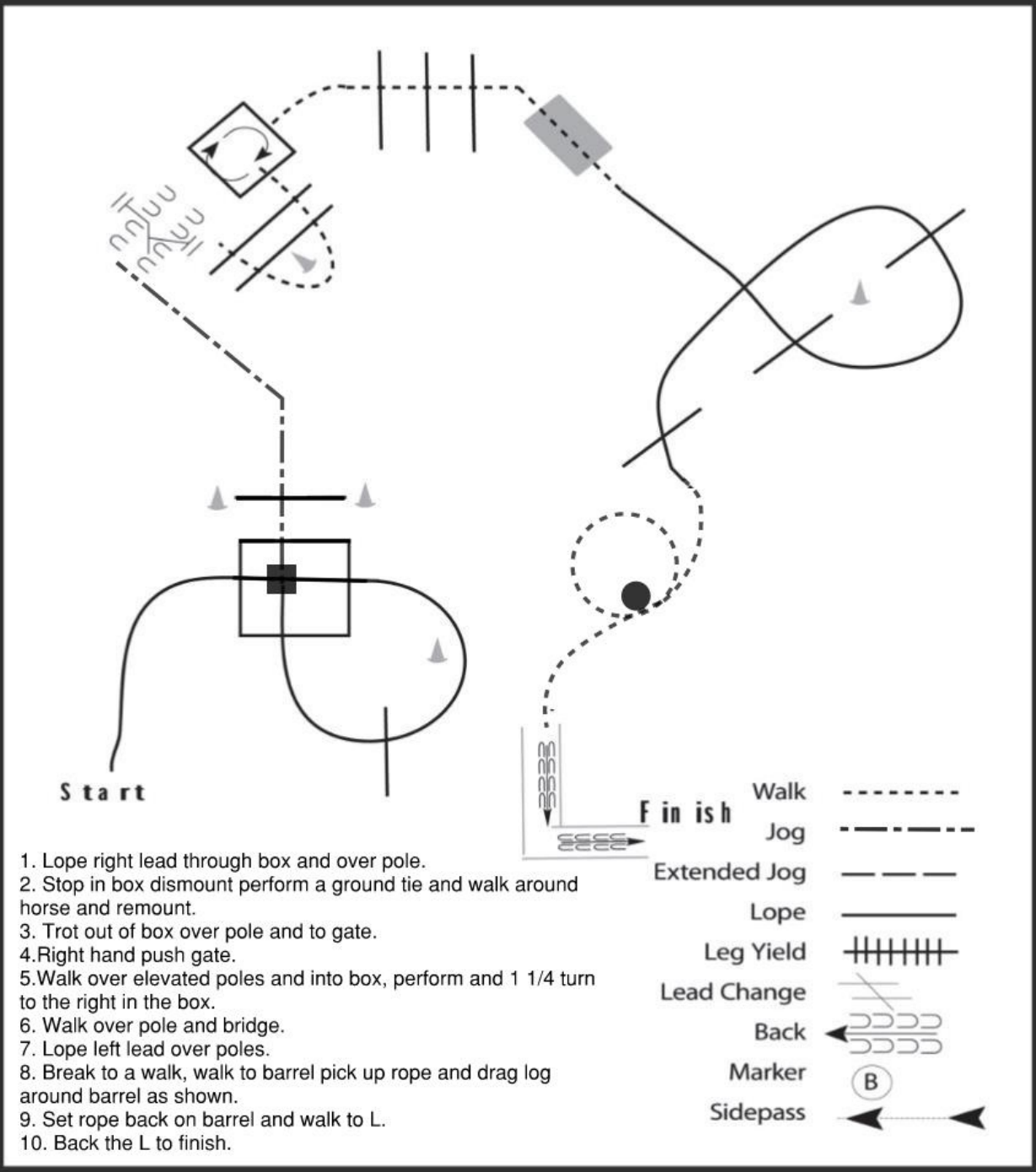
[WH/2-118]

**Pattern Provided by:**  
*The Judges*

# 2024 OPtHA Spooktacular All Ranch Trail Classes 293-296

www.HorseShowPatterns.com

www.HorseShowPatterns.com



1. Lope right lead through box and over pole.
2. Stop in box dismount perform a ground tie and walk around horse and remount.
3. Trot out of box over pole and to gate.
4. Right hand push gate.
5. Walk over elevated poles and into box, perform and 1 1/4 turn to the right in the box.
6. Walk over pole and bridge.
7. Lope left lead over poles.
8. Break to a walk, walk to barrel pick up rope and drag log around barrel as shown.
9. Set rope back on barrel and walk to L.
10. Back the L to finish.

Walk	.....
Jog	- . - . - .
Extended Jog	-----
Lope	—————
Leg Yield	
Lead Change	///
Back	← ~ ~ ~
Marker	ⓑ
Sidepass	← - - - ←

[T/2-11]

**Pattern Provided by:**