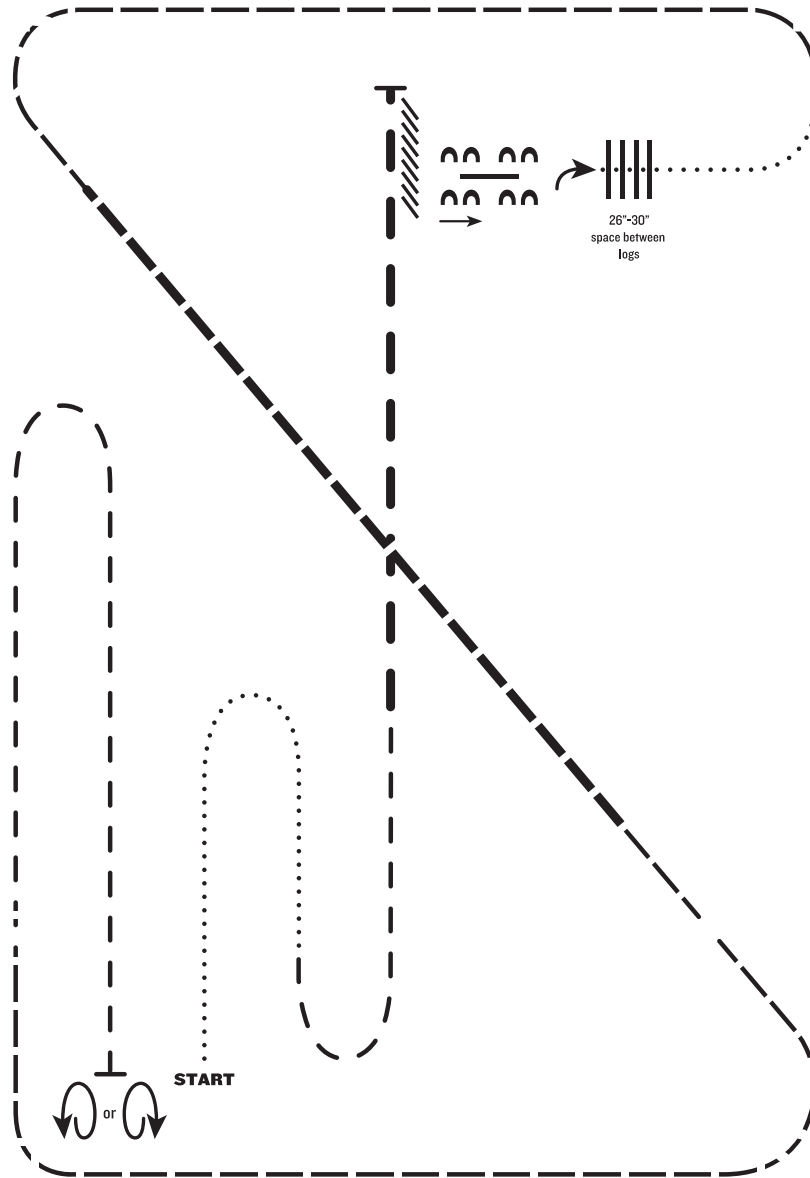




WALK TROT RANCH RIDING CLASSES 60, 61, 62

LEGEND

-----	Walk
- - - -	Extended Walk
- - - -	Trot
- - - -	Extended Trot
_____	Lope
_____	Extended Lope
//////	Back
\\	Lead Change



1. Walk
2. Trot
3. Extended trot
4. Stop and back
5. Side pass right over log
6. 1/4 turn right, walk over logs
7. Walk
8. Trot to the left
9. Extended trot
10. Regular trot
11. Stop, one 360* turn either direction

Note: The drawn description of this pattern is only intended for the general depiction of the pattern. Exhibitors should utilize the arena space to best exhibit their horses.

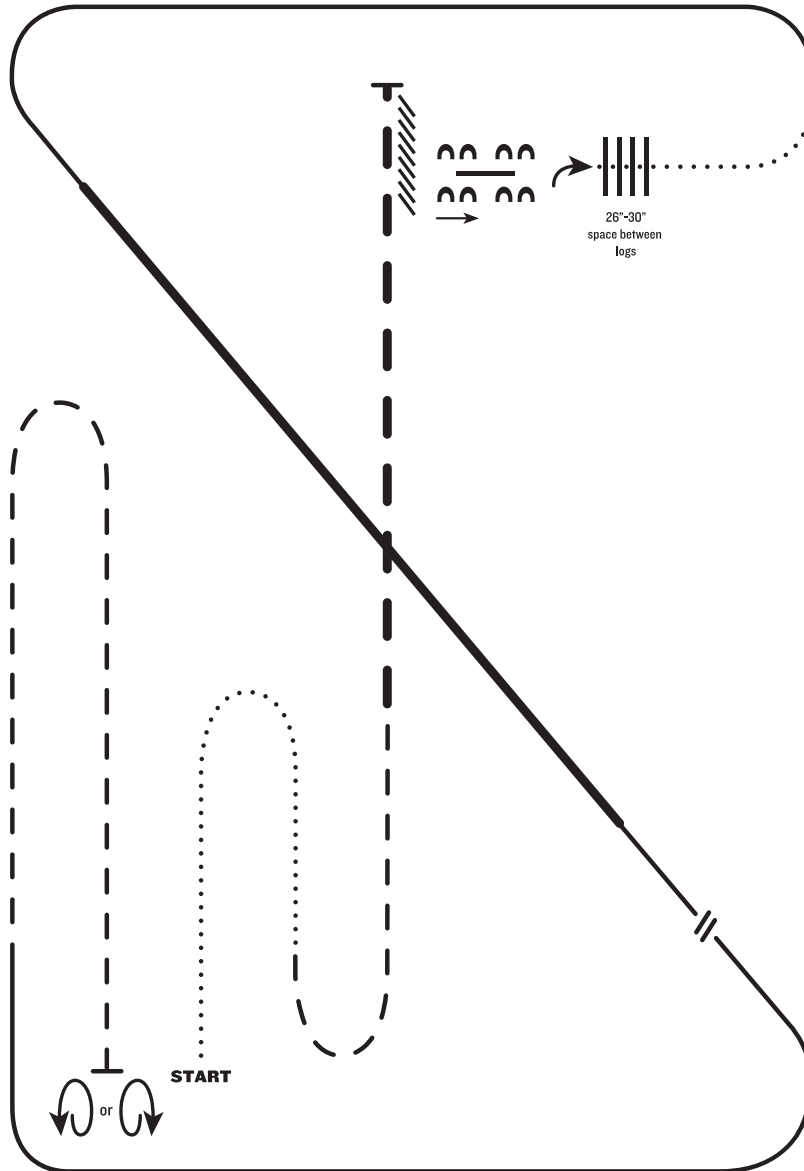


RANCH RIDING - PATTERN 7

CLASSES 63 THRU 67

LEGEND

-----	Walk
- - - - -	Extended Walk
- - - - -	Trot
- - - - -	Extended Trot
—————	Lope
—————	Extended Lope
///////	Back
\\	Lead Change



1. Walk
2. Trot
3. Extended trot
4. Stop and back
5. Side pass right over log
6. 1/4 turn right, walk over logs
7. Walk
8. Lope left lead
9. Extended lope left lead
10. Collect lope, change leads (simple or flying)
11. Lope right lead
12. Trot
13. Stop, one 360° turn either direction

Note: The drawn description of this pattern is only intended for the general depiction of the pattern. Exhibitors should utilize the arena space to best exhibit their horses.

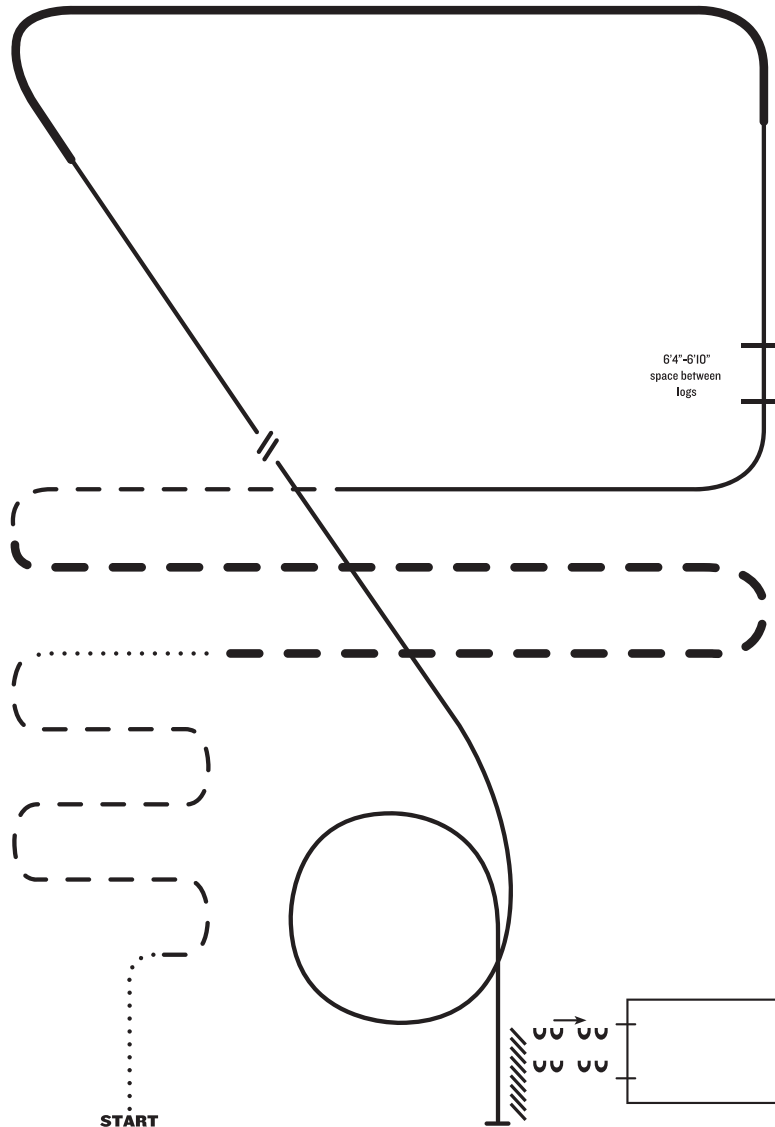


RANCH RIDING OPEN CLASS 68

RANCH RIDING - PATTERN II

LEGEND

-----	Walk
- - - -	Extended Walk
- - -	Trot
- - - -	Extended Trot
— — —	Lope
— — — —	Extended Lope
//////	Back
==	Lead Change



1. Walk
2. Trot serpentine
3. Walk
4. Extended trot
5. Trot
6. Lope left lead
7. Lope over logs
8. Extended lope left lead
9. Collect lope, change leads (simple or flying)
10. Lope right lead
11. Lope circle
12. Stop and back
13. Side pass to gate, left hand push into pen
14. Walk through cattle, right hand push out

Note: The drawn description of this pattern is only intended for the general depiction of the pattern. Exhibitors should utilize the arena space to best exhibit their horses.