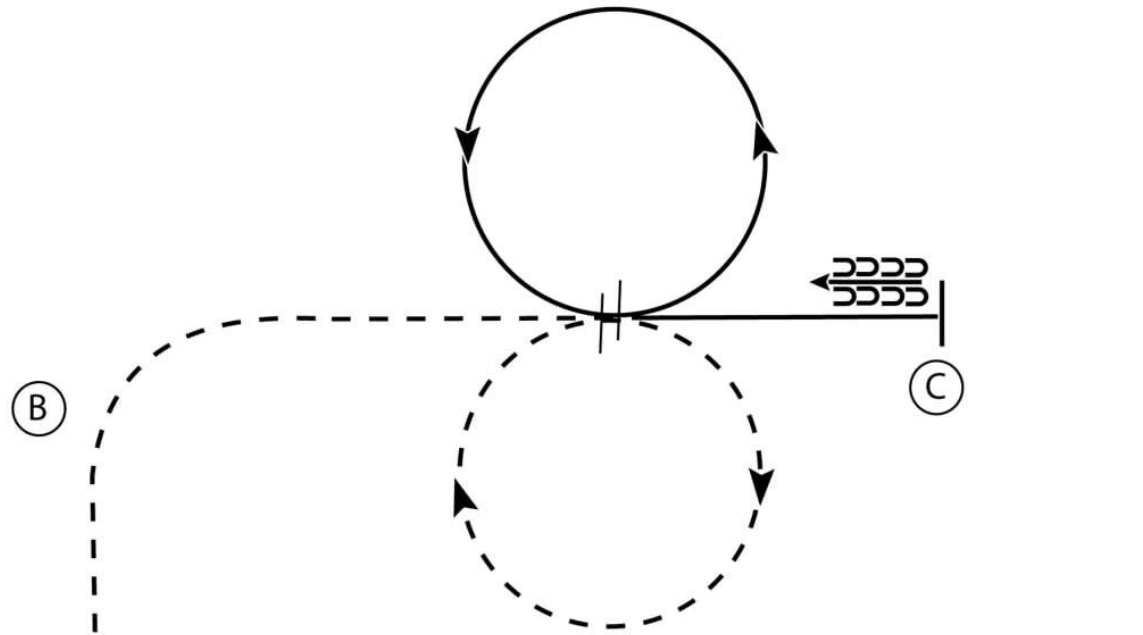


TUSS FEBRUARY 2025

CLASS 127 ENGLISH EQ

w w w . H o r s e S h o w P a t t e r n s . c o m

w w w . H o r s e S h o w P a t t e r n s . c o m



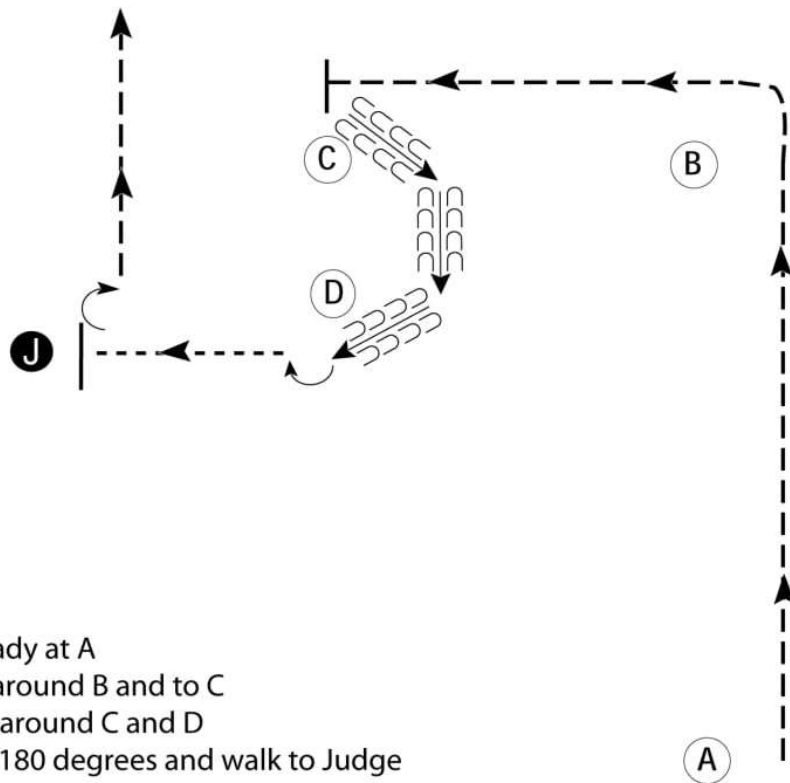
1. Sitting trot A to B
2. At B posting trot towards C on the left diagonal
3. Before C posting trot a circle to the right followed by a canter circle to the left on the left lead, continue to C
4. At C stop and back four steps

Walk
Trot	- - - - -
Extended Trot	- - - - -
Canter	—————
Leg Yield	
Lead Change	↙
Back	←←←←←
Marker	Ⓚ
Sidepass	←←←←←

TUSS FEBRUARY 2025 CLASSES 26 OPEN

www.HorseShowPatterns.com

www.HorseShowPatterns.com



1. Be ready at A
2. Trot around B and to C
3. Back around C and D
4. Turn 180 degrees and walk to Judge
5. Stop and set up for inspection
6. When dismissed, turn 90 degrees and trot away from judge

- Walk -----
- Trot - . - . - .
- Back ← — — — — —
- Marker ○ B
- Judge ● J

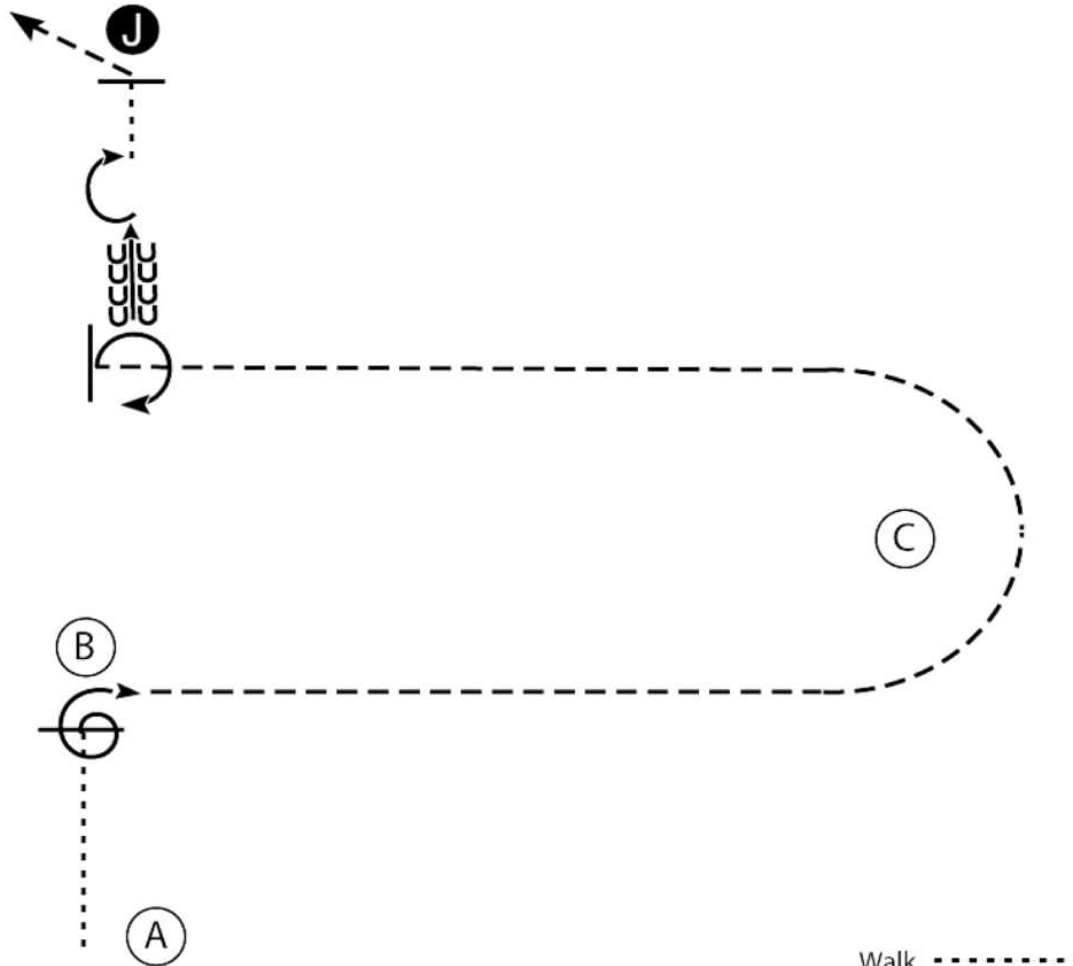
TUSS FEBRUARY 2025

ALL AGE DIVISIONS

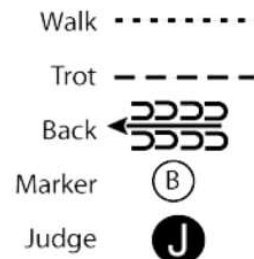
CLASSES 23, 24, 25

www.HorseShowPatterns.com

www.HorseShowPatterns.com



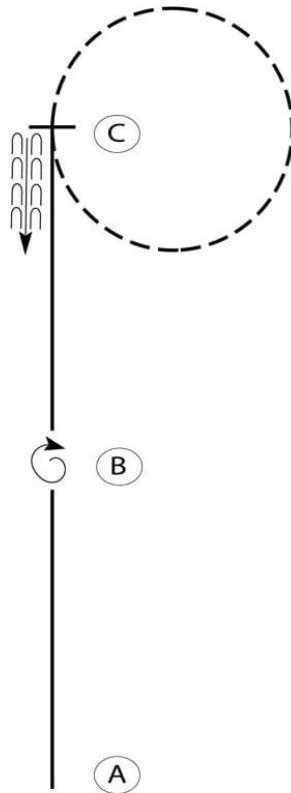
1. Walk from A to B. At B stop.
2. Perform a 450 degree turn and trot around C.
3. Stop when even with B. Perform a 270 degree turn and back 5 steps.
4. Perform a 180 degree turn. Walk to the Judge and set up for inspection.
5. When dismissed trot to the line-up.



TUSS FEBRUARY 2025 CLASSES 74 WESTERN EQ

www.HorseShowPatterns.com

www.HorseShowPatterns.com



Be ready at A.

1. Lope on the left lead from A to B.
2. Stop at B and perform a 360 degree turn to the right.
3. Lope on the right lead to C.
4. Even with C, break to a jog and jog a circle to the right.
5. Stop at C and back one horse length

Retire to the rail or line up at a jog.

Walk	-----
Jog	-----
Extended Jog	-----
Lope	—————
Leg Yield	
Lead Change	—/—
Back	←←← ←←←
Marker	(B)
Sidepass	←-----→

TUSS FEBRUARY 2025

CLASS 20 WALK ONLY*

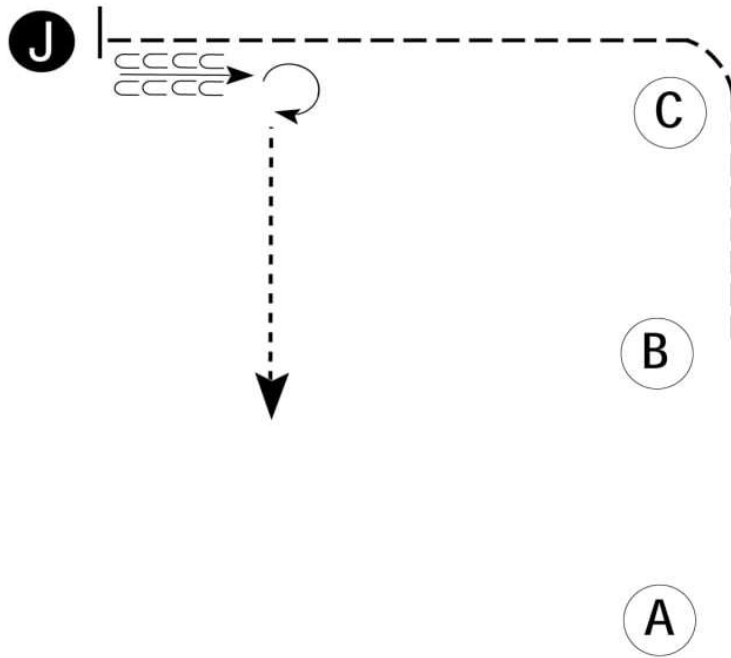
CLASS 21 10 & UNDER

CLASS 22 NOVICE

*WALK ONLY WALK THE JOG

www.HorseShowPatterns.com

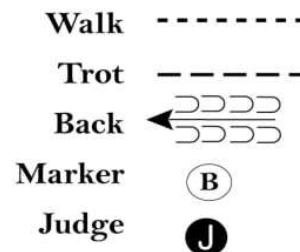
www.HorseShowPatterns.com



Be ready at A.

1. Walk to B.
2. Trot to and around C to judge.
3. Stop and set up for inspection.
4. When dismissed back approximately one horse length.
5. Perform a 270 degree turn and walk straight away.

Follow the instructions of your ring steward.



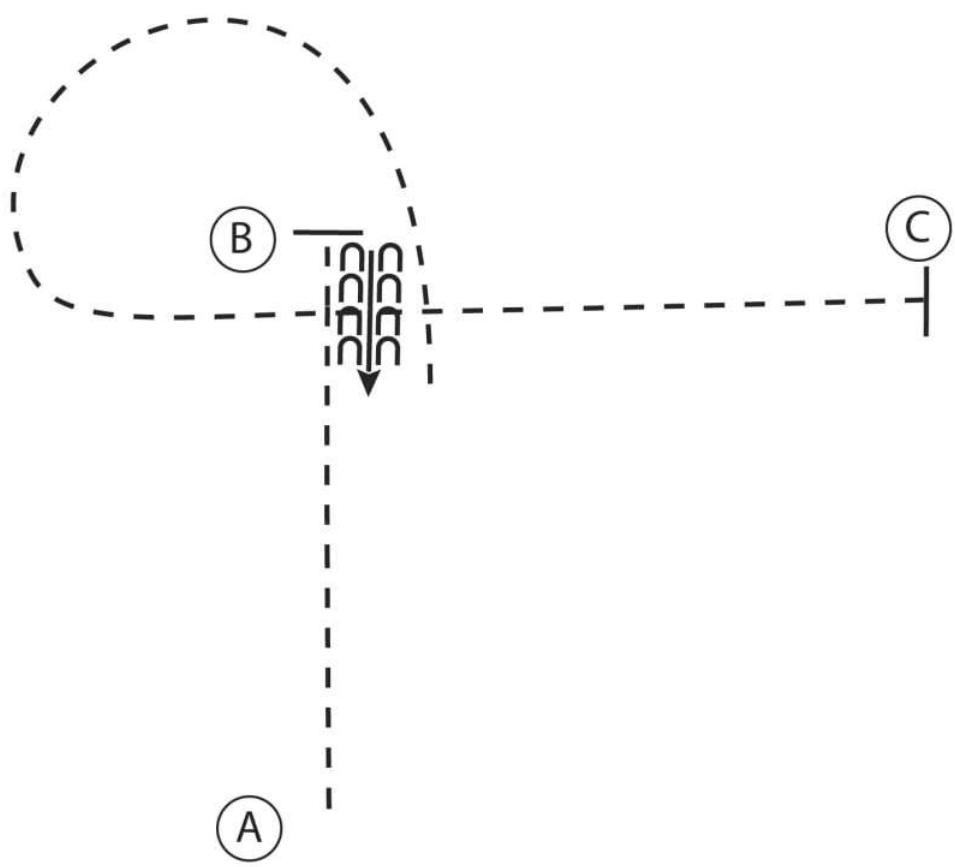
TUSS FEBRUARY 2025

CLASSES 121 & 122

ENGLISH EQ

www.HorseShowPatterns.com

www.HorseShowPatterns.com



1. Trot A to B
2. At B stop and back 4 steps
3. Trot a circle around B and continue to C
4. Stop at C

Walk
Trot	-----
Extended Trot	-----
Canter	—————
Leg Yield	
Lead Change	↘
Back	← C C C C
Marker	⊙ B
Sidepass	←-----

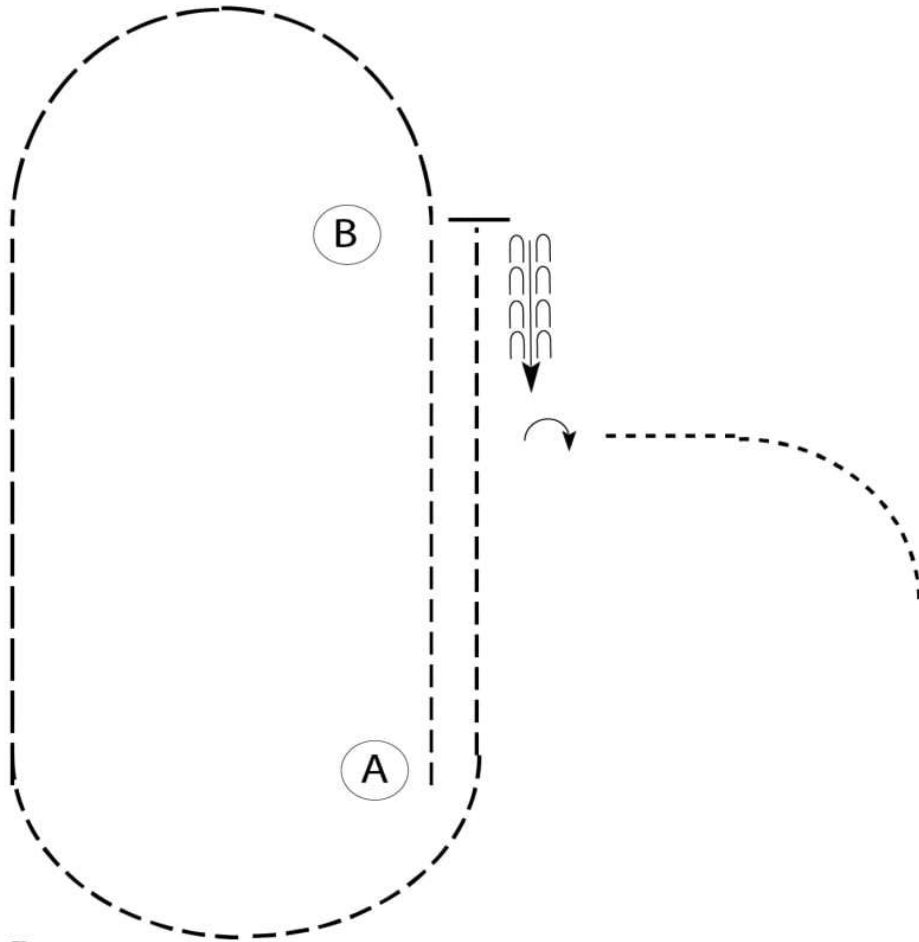
TUSS FEBRUARY 2025

CLASSES 69 & 70

WESTERN EQ

www.HorseShowPatterns.com

www.HorseShowPatterns.com



Be ready at A.

1. Jog from A to B.
2. Extend the jog in a half circle.
3. Continue the extended jog on a straight line until even with A.
4. Jog a half circle then a straight line to B.
5. Stop, back one horse length and perform a 90 degree turn to the right.
6. Pattern is complete. Exit at the walk.

Walk	-----
Jog	-----
Extended Jog	-----
Lope	-----
Lead Change	-----
Back	← C C C C C
Marker	Ⓚ