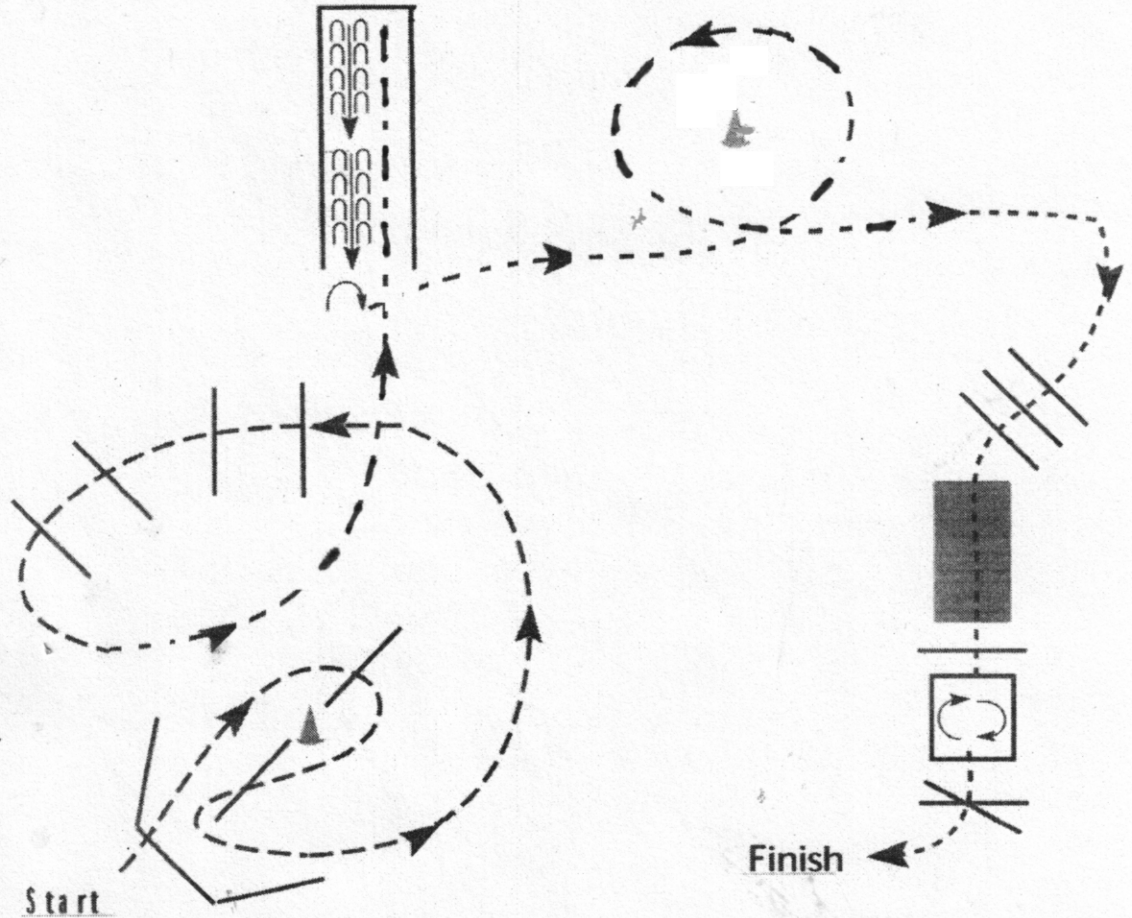


# TUSS FEB 2025

Trail In Hand

Trail Walk Only (Walk where it says trot or jog)  
All Walk Trot Trail Classes

www.HorseShowPatterns.com



1. Jog over poles as shown.
2. Jog in the chute
3. Back the chute and turn 90 degrees right.
4. Jog around the cone
5. Walk over poles and bridge into box.
6. Turn 360 to the right and walk out over elevated pole to finish.

Walk	-----
Jog	- - - - -
Extended Jog	-----
Lope	—————
Leg Yield	
Lead Change	⋈
Back	⋈
Marker	(B)
Sidepass	←-----→

Pattern Provided by:

[T/1-34]

# TUSS FEB 2025

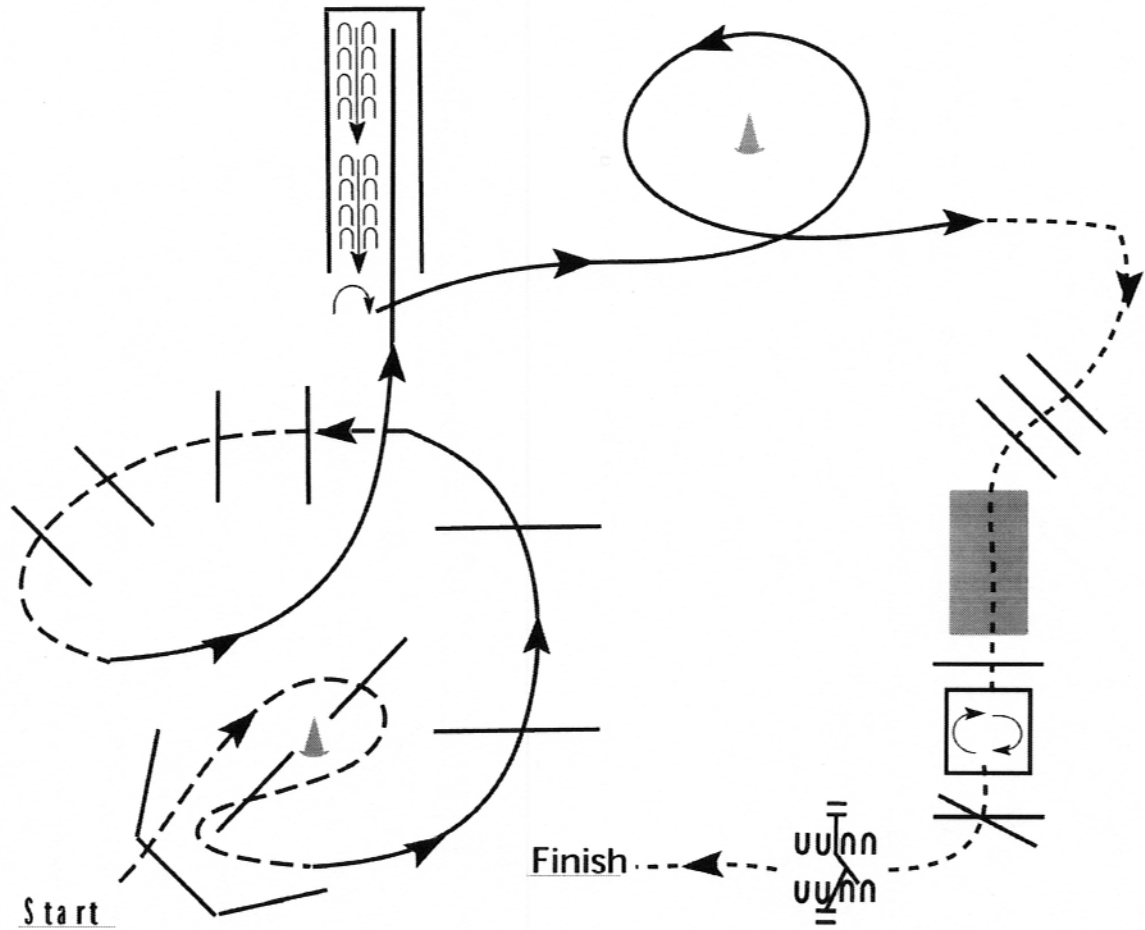
TRAIL, 15 & UNDER

TRAIL, 16 & OVER

TRAIL, OPEN

www.HorseShowPatterns.com

www.HorseShowPatterns.com



1. Jog over poles as shown.
2. Lope on the left lead over poles.
3. Jog over poles.
4. Lope on the right lead into chute.
5. Back the chute and turn 90 degrees right.
6. Lope on the left lead around cone.
7. Walk over poles and bridge into box.
8. Turn 360 to the right and walk out over elevated pole to gate.
9. Work gate with left hand.  
Walk to finish.

Walk	-----
Jog	- - - - -
Extended Jog	-----
Lope	—————
Leg Yield	
Lead Change	↗ ↘
Back	← ← ← ← ←
Marker	Ⓚ
Sidepass	←-----→

[T/2-34]

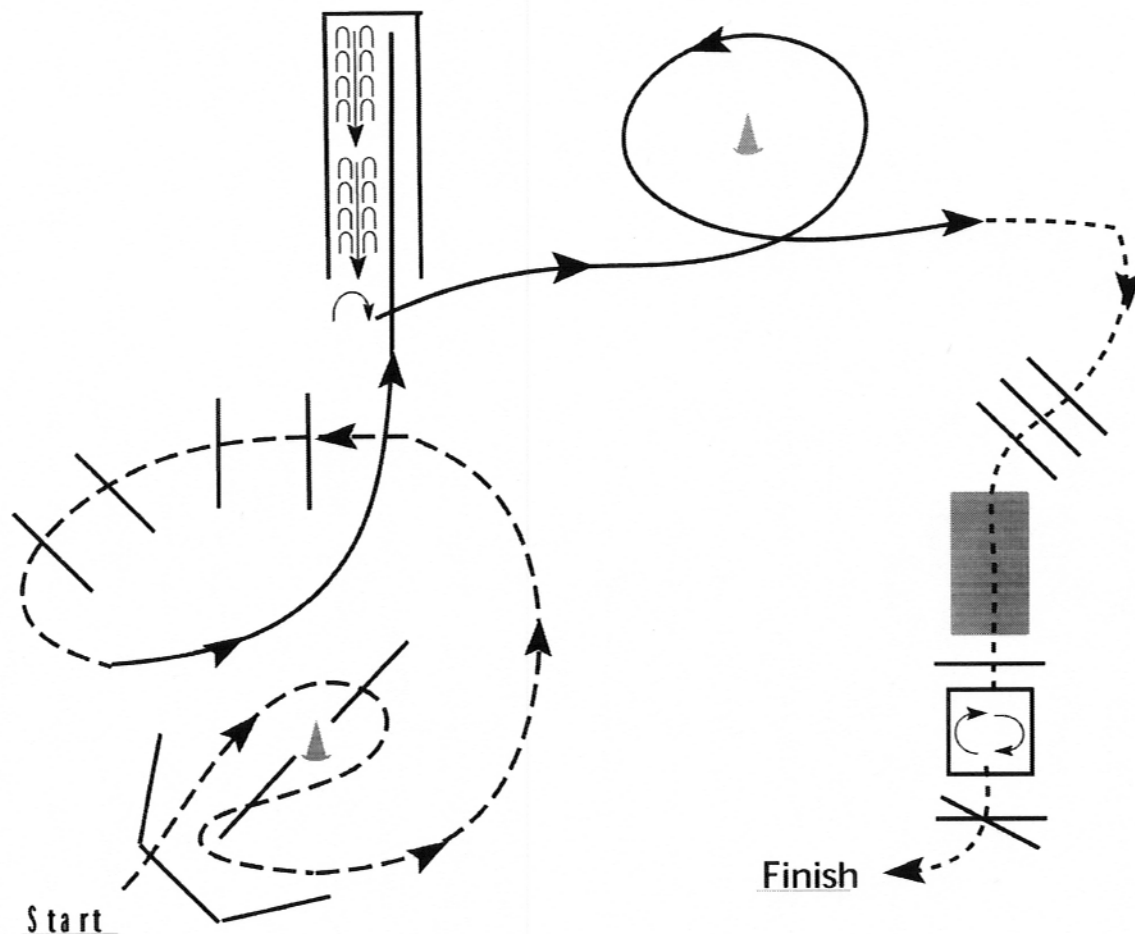
Pattern Provided by:

# TUSS FEB 2025

TRAIL, GREEN HORSE OR RIDER  
TRAIL NOVICE RIDER

www.HorseShowPatterns.com

www.HorseShowPatterns.com



1. Jog over poles as shown.
2. Lope on the left lead into chute.
3. Back the chute and turn 90 degrees right.
4. Lope on the left lead around cone.
5. Walk over poles and bridge into box.
6. Turn 360 to the right and walk out over elevated pole to finish.

Walk	-----
Jog	- - - - -
Extended Jog	-----
Lope	—————
Leg Yield	
Lead Change	—/—
Back	←○○○○
Marker	ⓑ
Sidepass	←-----←

[T/1-34]

Pattern Provided by: